

City of Mount Gambier Annual Report 2019/2020



Contents

Acknowledgement of Country	3	Environment	55
Mayor's Message	4	Clean Up Australia Day	56
Elected Member Information	5	Environmental Sustainability Highlights	56
Elected Member Attendance	6	Waste Snapshot	58
Council and Committees	7	Mount Gambier ReUse Market	59
Strategic Management Plan Framework	10	Stormwater Management	60
Decision Making Structure of Council	13	Local Nuisance and Litter Control Act	60
Organisational Chart	15	Limestone Coast Bushfire Management Plan	60
CEO's Message	16	Infrastructure	61
Senior Executive Officers	17	Street Trees	62
City of Mount Gambier Staff	18	Building Fire Safety Committee	63
Community	19	Boundary Roads	63
Financial Support Provided to the Community	20	Infrastructure Works	63
Sport and Recreation Major Capital Works Program	21	Crime Prevention Strategies	64
Junior Sports Assistance Fund	22	Footpath Construction	64
Australian Citizenship Ceremonies	23	Bishop Road / Kennedy Avenue Staggered Intersection	65
Mount Gambier Library	24	Building Division	66
Mount Gambier Community Mayor's Christmas Appeal Reaches New Heights	27	Council Assessment Panel	67
Council Response to COVID-19	29	Mount Gambier Pump Track	68
The Riddoch and Main Corner Complex	32	Changing Places facility Constructed	69
'Praying Mantids' Find Their Home Along the Rail Trail	35	Local Heritage Restoration Fund	70
Mount Gambier & District Tertiary Health Education Grants	36	Carinya Gardens Chapel and Cemetery	70
Community and Environmental Health	38	Tourism	71
Australia Day Awards	39	Tourism and Visitor Services Snapshot	72
Mount Gambier Community Events	42	Visitor Services Engagement and Distribution Initiative	73
Youth Advisory Group	46	Pop-up Visitor Servicing around the City	73
Funds donated to RFDS Patient Transfer Facility	47	Guides of Mount Gambier Continues	74
Reconciliation Action Plan	48	Governance	75
Dog and Cat Management Plan 2018 - 2023	50	Community Land	76
General Inspector Statistics	50	Internal Review of Council Actions	76
Mount Gambier Community and Recreation Hub	51	Council Policies, Registers & Codes	78
City of Mount Gambier Community and Economic Profile	54	Elector Representation Review	81
		Elected Member Training and Development	82
		By-Laws	84
		Freedom of Information	84
		Confidentiality Provisions	85
		Member Allowances and Reimbursements	88

Contents

Finance	89
South Australian Local Government Grants Commission Data	90
Strategic Financial Management and Sustainability	91
Annual Business Plan and Budget	91
Budget Analysis	92
Procurement and Competitive Tendering	93
Fixed Asset Snapshot	94
Rates	95
Auditors and Audit Committee	96
Projections and Target for 2020/2021 Financial Year	97
Table of contents: Financial Statements	98
Certification of Financial Statements	99
Statement of Comprehensive Income	100
Statement of Financial Position	101
Statement of Changes in Equity	102
Statement of Cash Flows	103
Notes to and forming part of the Financial Statements	104
Certification of Auditor Independence	135
Independent Auditors Report	136
Statement by Auditor	140

Acknowledgement of Country

The City of Mount Gambier acknowledges the Boandik peoples as the traditional custodians of the land and water our city sits upon today.

We respect and recognise the deep feelings of attachment and the spiritual relationship our Aboriginal and Torres Strait Islander Peoples have with the land and water.



At the time of printing the 2019/2020 Annual Report the current Council will be two years into a four year term.

Many hours have been invested by Elected Members and Council staff in preparing for meetings in order to make decisions for our community that we believe will assist to grow our economy and maintain Mount Gambier's position as the second largest city in South Australia.

The health and wellbeing of our community is of utmost importance to Council and this has never been more evident than this year with the outbreak of the COVID-19 pandemic.

Council invested many hours in creating and implementing the Our City, Our Response COVID-19 strategy, underpinned by three pillars - our people, our economy, and our recovery. Through this we have kept our people safe, provided economic stimulus for business and put strategies in place to lead the many sectors that make up the fabric of our community to a strong and sustainable recovery post-COVID.

In June Council's inaugural Reconciliation Action Plan (RAP) was launched. This document defines our shared vision towards reconciliation, that we lead by example, acknowledge, respect and celebrate the important contribution that our Aboriginal and Torres Strait Island peoples have played and continue to play in our community.

Construction of Mount Gambier's largest infrastructure project, the Community and Recreation Hub, has commenced and our residents will see Council's vision come to fruition over the next 18 months or so.

The Community and Recreation Hub will contribute to regional resilience by building capacity through improved productivity, liveability and connectivity, whilst providing economic benefits in the form of sport, event and conference tourism to Mount Gambier.

As you will see when reading the Annual Report, Council continues to maintain a strong financial position and I thank staff and Elected Members for prudent decision making in the interests of our residents and ratepayers.

To all Council employees, I thank you for your commitment and dedication to the role you play in ensuring that we deliver a wonderful standard of services and facilities to our residents and that Mount Gambier continues to be an inclusive city where people lead fulfilling lives.

I have pleasure in presenting to you the 2019/2020 City of Mount Gambier Annual Report.

A handwritten signature in black ink, appearing to read 'Lynette Martin'.

Lynette Martin OAM
MAYOR

Elected Member Information

Following the 2018 Local Government Elections the Council is comprised of a Mayor and eight Councillors, elected at large.



Council 2018-2022 (L-R)

Cr Kate Amoroso, Cr Frank Morello, Cr Ben Hood, Mayor Lynette Martin OAM, Cr Paul Jenner, Cr Sonya Mezinec (Deputy Mayor), Cr Max Bruins, Cr Christian Greco, Cr Steven Perryman.

Photo credit: Louise Agnew Photography.

Elected Member Attendance

The following is the recorded attendance (or apologies) of Elected Members at ordinary and Special Council and Committee meetings and informal gatherings during the 2019/2020 year.

Attendance records exclude the Strategic and Operational Standing Committees which were replaced by the People and Place and Economic and Environment Committees in August 2019.

Elected Member Attendance 2019/2020		Meetings held	Mayor Martin	Cr Mezinec	Cr Bruins	Cr Greco	Cr Hood	Cr Jenner	Cr Morello	Cr Perryman	Cr Amoroso	
Council Meetings	Meetings attended	12	11 ^P	11	12	11	11	12	12	9	9	
	Apologies		1	1	-	1	1	-	-	3	2	
	Absent (no apology)		-	-	-	-	-	-	-	-	-	-
	Leave of absence		-	-	-	-	-	-	-	-	-	1
Special Council	Meetings attended	9	9 ^P	9	8	9	9	9	9	9	7	
	Apologies		-	-	1	-	-	-	-	-	-	2
	Absent (no apology)		-	-	-	-	-	-	-	-	-	-
Economic and Environment Committee	Meetings attended	4	4 [*]	3	4	3 ^P	4	3	4	4	2	
	Apologies		-	1	-	1	-	1	-	-	-	2
	Absent (no apology)		-	-	-	-	-	-	-	-	-	-
People and Place Committee	Meetings attended	4	4 [*]	4	4	3	4	4	4 ^P	2	3	
	Apologies		-	-	-	1	-	-	-	-	-	1
	Absent (no apology)		-	-	-	-	-	-	-	-	2	-
Regional Sport and Recreation Hub Committee [^]	Meetings attended	5	4 [*]	5	5	3	3 ^P	4	4	3	1	
	Apologies		1	-	-	1	2	-	1	1	1	2
	Absent (no apology)		-	-	-	-	-	-	-	-	-	1
Audit Committee	Meetings attended	4	- [*]	4 ^P								
	Apologies		-	-								
Council Assessment Panel	Meetings attended	13						12				
	Apologies							1				
Junior Sports Assistance Fund Committee	Meetings attended	4	- [*]			4 ^P					1	
	Apologies		-			-						3
CEO Performance Review Committee	Meetings attended	2	2 ^P	2		2			2			
	Apologies		-	-		-			-			
Informal Designated Gatherings	Meetings attended	53 [~]	49	52	32	25	43	42	48	32	31	
	Apologies		4	-	13	19	9	4	4	13	16	
	Absent (no apology)		-	1	1	2	1	-	1	8	2	

* Ex Officio

^P Presiding Member

[~] Includes Informal Gatherings of Committees where attendance by all Elected Members not required

[^] Prior to 10 September 2019 meeting, not all Elected Members appointed to Regional Sport and Recreation Hub Committee

Member not appointed to committee

Council and Committees (as at June 2020)



**Her Worship the Mayor
Mrs Lynette Martin OAM**

Council committee positions

- CEO Review Committee
(Presiding Member)

Ex officio

- People and Place Committee
- Economic and Environment Committee
- Audit Committee
- Junior Sports Assistance Fund
- Regional Sport and Recreation Centre Committee

Other positions

- Limestone Coast Local Government Association
- Local Government Association



**Cr Sonya Meziniec
Deputy Mayor**

Council committee positions

- People and Place Committee
- Economic and Environment Committee
- CEO Review Committee
(as Deputy Mayor)
- Regional Sport and Recreation Centre Committee
- Audit Committee
(Presiding Member)

Other positions

- Limestone Coast Local Government Association
(proxy - as Deputy Mayor)
- Local Government Association (proxy - as Deputy Mayor)



Cr Kate Amoroso

Council committee positions

- People and Place Committee
- Economic and Environment Committee
- Junior Sports Assistance Fund

Other positions

- Australia Day Awards Selection Panel
- Australia Day Celebrations Advisory Group
- Mount Gambier Community Mayor's Christmas Appeal
- Mount Gambier Christmas Parade Advisory Group
- Mount Gambier Youth Advisory Group
- Regional Sport and Recreation Advisory Group
- Seniors Month Advisory Group
- Limestone Coast Violence Against Women Collaboration

Council and Committees (as at June 2020)



Cr Max Bruins

Council committee positions

- People and Place Committee
- Economic and Environment Committee
- Regional Sport and Recreation Centre Committee

Other positions

- Queen Elizabeth Park Trust Board Member



Cr Christian Greco

Council committee positions

- Economic and Environment Committee (Presiding Member)
- People and Place Committee
- Junior Sports Assistance Fund (Presiding Member)
- CEO Review Committee (as Presiding Member Economic and Environment Committee)



Cr Ben Hood

Council committee positions

- People and Place Committee
- Economic and Environment Committee
- Regional Sport and Recreation Centre Committee (Presiding Member)

Other positions

- Mount Gambier and District Airport Committee (DC Grant s41)
- Limestone Coast Zone Emergency Centre Committee (Local Government Deputy Controller)



Cr Paul Jenner

Council committee positions

- Economic and Environment Committee
- People and Place Committee
- Council Assessment Panel
- Building Fire Safety Committee (Presiding Member)

Other positions

- Joint Boundary Roads Advisory Group (with DC Grant)
- LCLGA Limestone Coast Climate Adaptation Committee
- LCLGA Regional Waste Management Steering Committee
- LCLGA Roads and Transport Management Group
- Limestone Coast Violence Against Women Collaboration



Cr Frank Morello

Council committee positions

- People and Place Committee (Presiding Member)
- Economic and Environment Committee
- CEO Review Committee (as Presiding Member People and Place Committee)
- Regional Sport and Recreation Centre Committee

Other positions

- Limestone Coast Economic Development Reference Group
- Mount Gambier Aquatic Centre Advisory Group



Cr Steven Perryman

Council committee positions

- Economic and Environment Committee
- People and Place Committee

Other positions

- Tourism Mount Gambier Board

In May 2020, Cr Perryman achieved 20 years of service in Local Government. Cr Perryman was first elected as a member of Council on 13 May 2000.

In 2002 Cr Perryman was elected as Mayor following the passing of Don McDonnell. At this time he was the youngest Mayor in South Australia.

Cr Perryman held the position of Mayor from 2002 to 2014, during which time he presided over the building of the new Library, Main Corner Complex, acquisition and redevelopment of the Old Hospital site, and many other projects.

Cr Perryman was then re-elected as a sitting member at the 2014 and 2018 Local Government Elections.

The City of Mount Gambier congratulates Cr Perryman on this significant milestone of service to the community.

Strategic Management Plan Framework

The Community Plan and the Futures Paper were Council's key strategic documents from 2016 to 2020, supported by the Long Term Financial Plan, the Asset and Infrastructure Management Plan and the Annual Business Plan and Budget.

The Community Plan identified the direction, services and facilities that Council aimed to provide for the community during the four year period.

A Futures Paper for City Development

The City Development Framework Project was fundamental in the development of the Futures Paper. This project commenced to ensure Council has a robust and planned approach to meet the current and future challenges facing the city. The project involved the development of strategies incorporating economic, social, environmental and community opportunities and aspirations.

The Futures Paper looks forward and focuses on two key questions:

1. Is what we have done in the past going to sustain our community and economy into the future?
2. What do we need to change or introduce to ensure that our community and economy are sustainable into the future?

The Futures Paper was developed entirely on the aspirations and issues raised and identified by people within the community and was based on sound academic research that identified four key characteristics of successful cities, which are:

- Home to a highly skilled population,
- Centrally located, at the heart of a rich market and/or well positioned for trade with expanding markets,
- A diversified economy with a significant proportion of high order services, and
- Boasts a climate and/or natural setting superior to most other cities in the nation.

Using the Futures Paper as a guiding strategy for the long term development of the city, Council can develop policies and align and allocate resources where the most benefit can be achieved.

Our Vision

An inclusive city where people lead fulfilling lives. The richness and diversity of:

- Our People,
- Our Location,
- Our Economy, and
- Our Climate, Natural Resources, Art, Culture and Heritage

are what makes Mount Gambier the thriving and successful place that people are proud to call home.

These elements will contribute to the future growth and development of the city and formed the goals of Council's Community Plan 2016 - 2020.

The Community Plan

The Community Plan was developed by drawing on the aspirations and issues raised by the community during the evolution of the Futures Paper. The Community Plan was endorsed by Council at its meeting in May 2016 and was prepared by Council in partnership with the community to guide decision making. The plan identified the outcomes Council aimed to achieve and the strategies put in place to deliver them.

Key Outcomes 2016 - 2020

Council is proud to report the following deliverables, among others:

Our People

- John Powell Reserve beautification
Mount Gambier Children's Centre kindergarten students and local residents worked with Council to develop John Powell Reserve into a naturescape to beautify the area and increase outdoor learning opportunities and engagement for local children and the community.
- Cultural Heritage Plan

Council explored cultural values and aspirations within the community to develop the groundbreaking strategic blueprint, incorporating 28 recommendations. Between May and September 2017, more than 500

people provided input into 31 individual consultation activities.

The engagement process highlighted key themes including the preservation and celebration of our natural, cultural and heritage assets, a focus on increasing engagement and participation within cultural activities, further activation within the CBD, the need to identify and celebrate what makes Mount Gambier unique and a recommendation to address the lack of fit for purpose creative spaces, performance venues and cultural infrastructure.

- Youth Engagement Strategy

The Youth Engagement Strategy is a first of its kind for the city to recognise and respond to the fundamental role that young people between the age of 12 and 25 play as citizens and valued members of the community. Council engaged with 694 young people across 16 separate events and activities and explored the indicators, impacts and perceptions of social exclusion in Mount Gambier. The strategy outlines 17 recommendations including: fit for purpose recreational facilities, engaging with public space, an accessible, welcoming and engaging CBD for young people and creating a sustainable, vibrant and visual youth culture.

Our Location

- Rail Trail Extension

Council received and matched a \$250,000 State Government funding boost in 2018 to complete stage three of the Rail Trail project. The shared walking and cycling pathway was extended from Jubilee Highway West to Wandilo Road and past Pick Avenue to Jubilee Highway East to link with a walking track at Blue Lake Sports Park, a total of 2.6 kilometres of extra pathway.

- Changing Places

The construction of a Changing Places disability toilet and change facility was completed in Mount Gambier in 2019 as part of a \$1.7 million State Government program aimed at increasing access for people living



Pump Track construction at Hastings Cunningham Reserve.

with disability. Changing Places are best-practice toilets that include customised features that give people with disability a dignified and purpose-built facility to use when they are out. Read more on page 69.

- Pump Track

A pump track was constructed at Hastings Cunningham Reserve in 2019. Swiss based company Velosolutions worked with Council to deliver the project as the first Red Bull Pump Track in Australia, including the right to host at least two Red Bull Pump Track World Championship qualifying meetings locally. Read more on pages 44-45 and 68.

Our Economy

- Mount Gambier Community and Recreation Hub

City of Mount Gambier committed to build an all year round, multi-purpose community, sport and recreation facility providing activities for people of all ages and abilities. The project attracted an unprecedented \$15 million from the Federal Government, \$10 million from the State Government and \$350,000 from District Council of Grant. The expected completion date for the new facility is Autumn 2022.

- GigCity High Speed Internet Access

Council advocated for Mount Gambier to be connected to high-speed gigabit internet through the GigCity network in 2019. More than 220 businesses were expected to take up the service to provide opportunities for innovation and development through high-speed connectivity and enhance the attractiveness of Mount Gambier as a place to invest and do business.

Strategic Management Plan Framework

- Mount Gambier Visitor Centre 'pop-up' visitor servicing program

A mobile visitor servicing unit has provided pop-up information to more than 5000 people visiting Mount Gambier since 2019. The team set up at tourist hotspots including the Blue Lake, Valley Lake, Mount Gambier Farmers Market and other events. Read more on page 73.



| The mobile visitor servicing unit in the Cave Garden.

Our Climate, Natural Resources, Art, Culture and Heritage

- Mount Gambier ReUse Market

The ReUse Market opened its doors at 3 Eucalypt Drive for the first time in October 2018. The market is a place to find second hand goods and aims to reduce waste going to landfill by reusing and upcycling useful items. More than 210 tonnes of waste has been diverted from landfill so far as a result.



| Mount Gambier ReUse Market.

- Reconciliation Action Plan

Council endorsed its first Reconciliation Action Plan (RAP) in February 2020. The endorsement demonstrates Council's commitment to continue to acknowledge, celebrate and create greater equity for local Aboriginal and Torres Strait Islander communities through the process of reconciliation. Read more on pages 48-49.

- Riddoch Art Gallery International Limestone Coast Video Art Festival

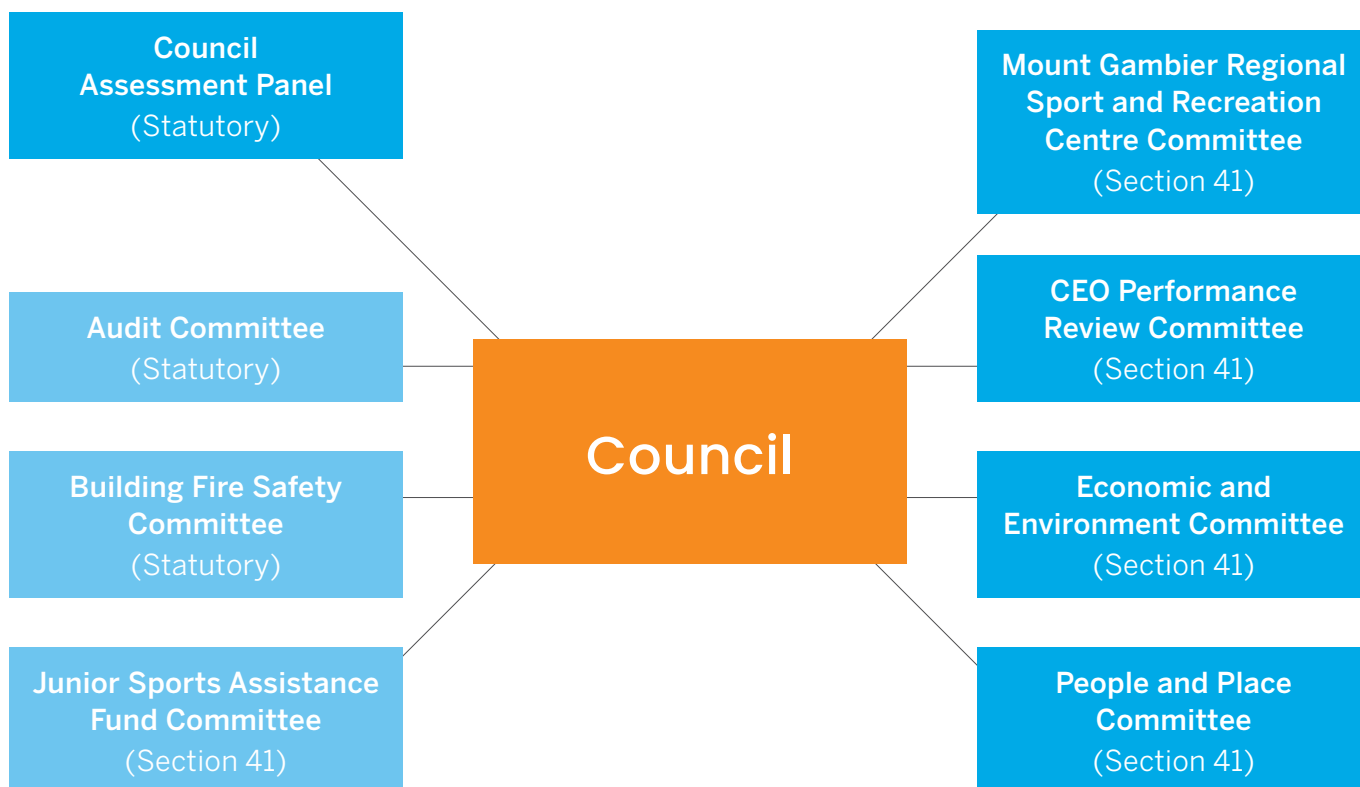
The Riddoch Art Gallery hosted the inaugural International Limestone Coast Video Art Festival in Mount Gambier in October 2018. The festival showcased innovative works created by 35 local, Australian and international video artists and has become a biennial event.

The Community Plan was reviewed by Council in mid-2020 and was replaced with the Strategic Plan 2020 - 2024. The new plan is based on the four key goals outlined in the former plan, but also includes a new theme, 'our commitment', which sets out the principles Council will use to make decisions for the life of the plan. The Strategic Plan 2020 – 2024 was adopted by Council on 16 June 2020 and is available on Council's website at www.mountgambier.sa.gov.au

Decision Making Structure of Council

Council has adopted a structure of committees to facilitate good governance and informed decision making processes.

Council's committee structure was amended in August 2019 and is set out below (as at June 2020).



Council meetings are held at the Council Chamber, Civic Centre, 10 Watson Terrace Mount Gambier on the third Tuesday of each month at 6:00pm.

Economic and Environment Committee and People and Place Committee meetings are held on the first Monday of each alternate month commencing at 5:30pm.

Meetings of other Council committees are held as and when required.

Council and committee meetings are open to the public and Council encourages attendance.

While members of the public are not normally permitted to speak at meetings, individuals may be invited to make a deputation.

Any person wishing to have a matter considered by Council should make a request in writing to the Chief Executive Officer for presentation to the Presiding Member of the relevant Council or committee meeting. Agenda closing dates apply. Please check with Council for timeframes and the date/times of relevant meetings.

Agendas of all meetings are published not less than three clear days prior to the meeting. Minutes of meetings are published within five days of a meeting. Meeting agendas and minutes are accessible on the Council website at www.mountgambier.sa.gov.au

Decision Making Structure of Council

New decision making structure adopted

At its meeting on 20 August 2019 Council endorsed a change in its current committee structure to align more effectively with strategic and community priorities and statutory duties. The changes involve the introduction of two new committees titled 'People and Place' and 'Economic and Environment'.

All previous standing and sub-committees have been placed into recess while the structure of the Audit, Building Fire Safety and Junior Sports Assistance Fund committees and Council Assessment Panel remain unchanged.

"The new committee structure has been put forward as a result of observations relating to the effectiveness of current structures and their alignment with the provisions of the Local Government Act, together with Council's Strategic Plan," City of Mount Gambier CEO Andrew Meddle said.

The change in structure will allow all Elected Members to make decisions at committee level where previously members were split across the two standing committees, Operational and Strategic. This also includes the Regional Sport and Recreation Centre committee where all eight members and the Mayor are now formally members.

Any recommendations made at committee level will continue to be tabled at monthly meetings of full Council for final endorsement, consistent with Council's decision making structure.

The Economic and Environment and People and Place committees meet bi-monthly on an alternating basis on the first Monday of each month.

With all Elected Members now represented on all committees, all future meetings will be held in the Council Chamber at the Civic Centre and members of the public are welcome to attend.

Delegations

To ensure the efficient performance of operations and activities, Council delegates certain powers and functions to the Chief Executive Officer.

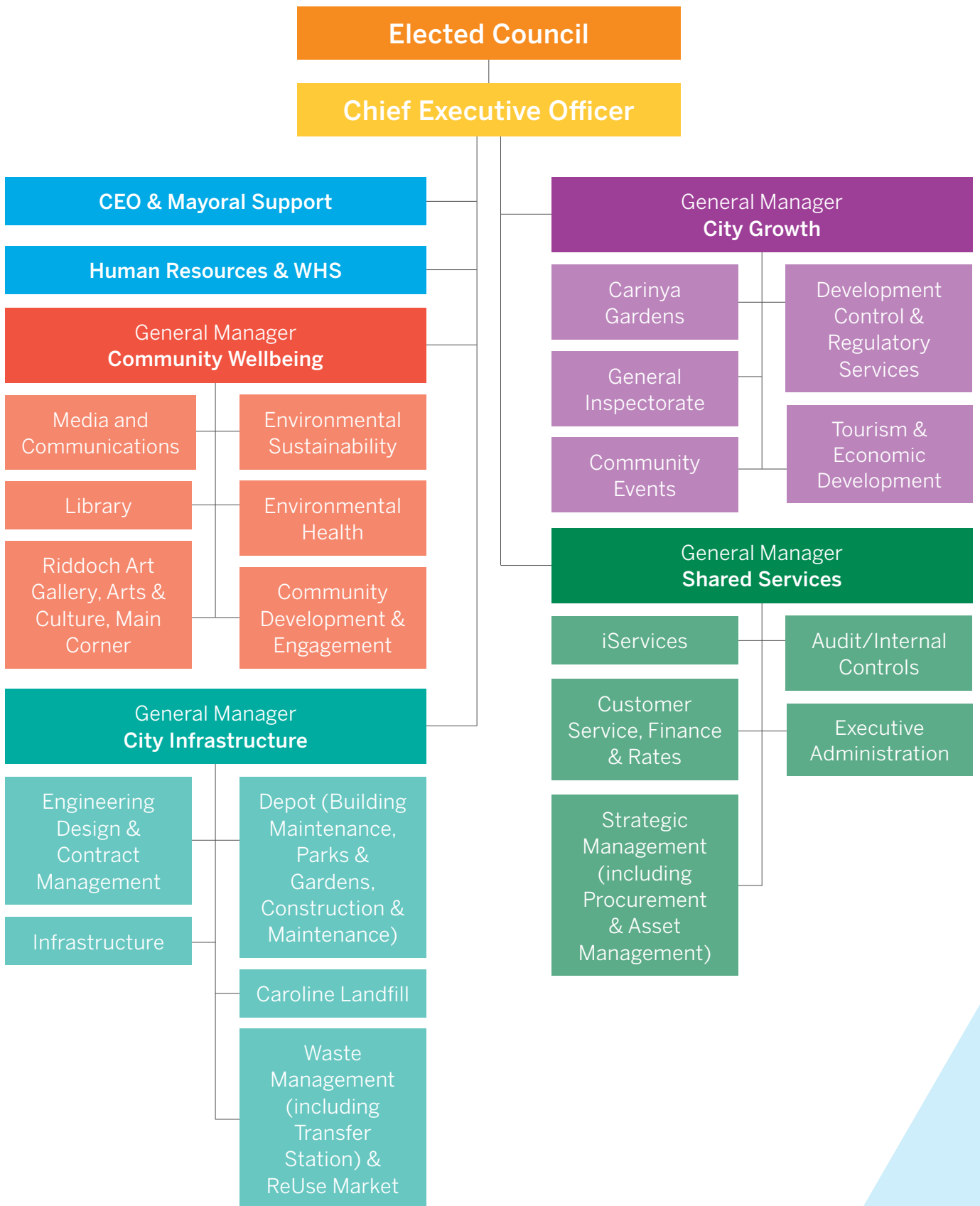
These delegations are periodically reviewed by Council.

The Chief Executive Officer further sub-delegates certain powers and functions as necessary to specified officer positions.

The delegation instruments reference which legislative powers are delegated/sub-delegated and any limitations or conditions that are applicable to those (sub) delegations.

Delegations and sub-delegations are available for public inspection at the Council office and are also published on Council's website at www.mountgambier.sa.gov.au

Organisational Chart





It has been a challenging year for our community and for the Council in seeking to serve it. No one was planning for the impact of a pandemic during what was always going to be a busy year for the Council.

However, the Council has listened in particular to its business community during this period and planned and responded to help our businesses and community groups survive the initial stages of COVID-19 and begin our recovery.

Whilst the pandemic occupied much of our activity, work on 'business as usual' projects continued particularly for our outdoor staff in terms of footpath and road works and in our great open spaces.

We also progressed and endorsed our new Strategic Plan for 2020 - 2024 and this led to the adoption of our new Annual Business Plan and Budget. We also endorsed our first ever Reconciliation Action Plan (RAP), which has been a great collaborative exercise across the City.

The RAP seeks to begin the process of embedding a cultural change within the Council. This is part of service transformation to enable delivery of our vision 'An inclusive city where people lead fulfilling lives.'

The earlier parts of the year were focused on moving forward with planning and procurement to enable a decision on the tender for the Community and Recreation Hub project. The procurement for this was delayed by the pandemic, with a decision to be made in the new financial year.

Whilst a slow process, this was necessary to ensure safeguards are in place through the contract to protect the interests of the community and to secure best value.

The pandemic saw us provide investment to our community and sporting clubs and \$350,000

was provided in support through the Community Development Fund which included waiving fees and charges across sporting grounds and community spaces. The fund was also a way to support local suppliers and trades and the use of Australian products.

Businesses are now connected to ultra-fast internet connections through the GigCity initiative, matching capital city speeds and enabling us to not only deliver liveability but also connectivity. This sets us apart from other regional cities through the provision of speedy access for data hungry business users.

Other key projects undertaken during the year included the completion of a pump track at Hastings Cunningham Reserve, which led to us hosting the first ever Red Bull World Championship Qualifying Event in Australia.

Our Rail Trail development has continued In 2019/2020 with Jubilee Highway to Wandilo Road now completed. This Rail Trail throughout the city has been a real success and will be completed in 2020/2021.

The ReUse Market was trading well until COVID-19 forced its closure and in terms of our waste services, Council has made significant decisions and is prepared to roll out a universal residential food and green organics service and a bulky / hard waste collection trial in 2020/2021.

The year behind us was full of challenges to our way of life and our community fabric. We have emerged stronger and more focused on how we serve our community. We will continue to listen to our community and to plan, prepare and respond to whatever the forthcoming year brings.

A handwritten signature in black ink that reads "Andrew Meddle". The signature is stylized and cursive.

Andrew Meddle
CHIEF EXECUTIVE OFFICER

Senior Executive Officers

For the purposes of the relevant provisions of the Local Government Act 1999, the Senior Executive Officers (SEO's) of Council are defined as:

- Chief Executive Officer, and
- Four General Managers.

The remuneration and benefits of the SEO's are detailed in Council's Salary Register available by request at the Council office. Remuneration includes salary, superannuation and a vehicle or salary equivalent. Each SEO is employed on a five year fixed term contract of employment.

The General Manager portfolios are as follows:

General Manager City Infrastructure

Mr Nick Serle

Incorporating:

- Engineering and Contract Management,
- Infrastructure,
- Depot, Building Maintenance, Parks and Gardens, and
- Waste Management, including Caroline Landfill and ReUse Market.

General Manager City Growth

Dr Judy Nagy

Incorporating:

- Tourism,
- Carinya Gardens,
- Development Control and Regulatory Services,
- Events, and
- Economic Development.

General Manager Community Wellbeing

Ms Barbara Cernovskis

Incorporating:

- Media and Communications,
- Library,
- Environmental Sustainability,
- Environmental Health,
- Riddoch Art Gallery, Arts and Culture, Main Corner,
- Community Development and Engagement, and
- Heritage.

General Manager Shared Services

Vacant

Incorporating:

- Finance,
- Rates,
- Internal Audit,
- IT and Records Management,
- Executive Administration,
- Customer Service, and
- Governance and Strategy.



Far left: CEO Andrew Meddle (left), General Manager Community Wellbeing Barbara Cernovskis and General Manager City Infrastructure Nick Serle.

Left: General Manager City Growth Judy Nagy.

City of Mount Gambier Staff

Portfolio	Males	Females	Total
Office of the CEO	1	5	6
Community Wellbeing	6	35	41
Council Business Services	5	21	26
City Growth	7	18	25
City Infrastructure	58	3	61
Totals	77	82	159

Total number of employees: 159

Full time equivalents*: 132.30

*including trainees

Equal Employment Opportunity

The Equal Opportunity and Discrimination Administrative Procedure was developed to:

- Facilitate an all-inclusive culture of tolerance, fairness, equity and diversity in the work environment,
- Ensure that all employees are aware of inappropriate workplace behaviours and how to prevent them from occurring,
- Ensure the best person for each job is selected based on merit,
- Promote an understanding among all employees of the particular considerations and benefits of different diversity groups in the workplace,
- To provide and maintain so far as is reasonably practicable, a working environment and system of work that is safe and without risk to health,
- Ensure legislative compliance with a view to preventing all forms of discrimination, harassment and bullying, and
- Mitigate any employment-related disadvantage for all employees and particularly those from different groups.

Principles

Council is committed to achieving fair and equitable employment practices including:

- Merit-based recruitment, selection and promotion,
- Access for all employees to appropriate training, development and employee assistance programs, and
- Grievance handling procedures.

Responsibilities

All Council employees will treat everyone with respect and courtesy, and without harassment, bullying or discrimination. All employees will at all times behave in a way that upholds the City of Mount Gambier's values and the integrity and good reputation of the Council.

The City of Mount Gambier will:

- Demonstrate commitment to equal opportunity and diversity through its actions and decision making,
- Demonstrate and embrace the principles of equal opportunity, workplace diversity and the employee code of conduct, and
- Facilitate a culture of inclusiveness.

Community



Financial support provided to community groups, services and initiatives

Council provides many direct and indirect services and support to the community and in particular, to improve the health, welfare, lifestyle and wellbeing of its citizens.

Care Ring telephone service (Lifeline SE)	\$2,000
Youth Advisory Group and projects	\$1,300
Mount Gambier City Band	\$7,000
Mount Gambier Toy Library	\$2,000
Heritage Restoration Fund	\$20,000
Stand Like Stone Foundation	\$8,000
The Junction	\$1,500
NAIDOC Week	\$1,000
Rotary Club of Mount Gambier West Careers Expo	\$1,500
Mount Gambier Chamber of Commerce Business Awards	\$1,500
New Year's Eve Celebrations (Mount Gambier Community Events)	\$10,000
Party in the Park (Rotary Club of Mount Gambier West)	\$2,500
Lakes Rotary Blue Lake Fun Run	\$3,000
Mount Gambier Eisteddfod (Backstage Inc.)	\$5,000
Australia Day Breakfast	\$5,000

In addition to other contributions that may be referenced in this Annual Report, other direct financial support was provided by the Council in 2019/2020, including:

Mount Gambier Racing Club Gold Cup	\$3,000
Suicide Bereavement Support Group	\$3,000
General community donations	\$17,000
Seniors activities	\$1,500
Syringe Disposal Service	\$2,600
Main Corner / City Hall hire subsidies	\$32,100
Wehl Street Theatre	\$2,000
Citizenship ceremonies	\$3,800
Christmas Parade	\$38,000
Christmas decorations	\$25,000
Tertiary Health Education grants	\$12,000
Fringe in Mount Gambier	\$50,000
Women in Business and Regional Development	\$2,900
Pioneers Basketball	\$25,000
Sport and Recreation Major Capital Works Program	\$80,600
Creative Arts Fund	\$24,200
Wet Noses Animal Rescue	\$7,500

Sport and Recreation Major Capital Works Program

The City of Mount Gambier Sport and Recreation Capital Works Program aims to foster and assist in the development and/or capital renewal of sport and recreation infrastructure within the city.

In 2019/2020, \$80,531 was granted to local sporting clubs for the following projects:

East Gambier Cricket Club	Construct a shelter / pergola over the canteen facility	\$11,000
Blue Lake Golf Club	Redevelop the existing driving range / construct shelter	\$14,965
South Gambier Football Club	Relocate and modernise the umpires change rooms	\$10,467
West Gambier Football Club	Building fire safety upgrades	\$13,102
Mount Gambier Cycling Club	Building fire safety upgrades	\$1,061
North Gambier Football / Netball Club	Construct a netball changeroom facility	\$10,467
Mount Gambier Netball Association	Install new LED light fittings	\$19,469

East Gambier Cricket Club was able to complete a building addition with the assistance of grant from the 2019/2020 round of the City of Mount Gambier Sport and Recreation Capital Works Program.



Junior Sports Assistance Fund

Membership of the Junior Sports Assistance Fund is comprised of the City of Mount Gambier, the District Council of Grant and local sporting organisations who have agreed to become financial members.

The fund provides financial support for junior sports people who have achieved state selection or higher in a specific sport. The financial transactions and financial position of the fund in 2019/2020 is as follows:

2019/2020 financial position	\$
Assistance to juniors	12,150
Support for special coaching clinics	0
Assistance to disadvantaged juniors	2,550
Member contributions	8,546
Council contributions	16,000
Bank interest earned	784
Donations received	0
Sponsorship of programs received	5,050
Cash at bank, 30 June 2020	106,641

For the 34 years of the fund's operations, the consolidated transactions to 30 June 2020 are as follows:

Fund history	\$
Assistance to juniors	494,545
Support for special coaching clinics	90,383
Assistance to disadvantaged juniors	15,900
Member contributions	188,520
Council contributions	356,500
Bank interest earned	71,388
Donations received	43,086
Sponsorship of programs received	43,050
Other expenses	300
Government and bank charges	2,508

Note that payments from the fund for assistance to juniors did not commence until July 1988, funding for coaching clinics did not commence until July 1991 and funding for disadvantaged juniors did not commence until July 2012.



Hamish Case received a donation from the Junior Sports Assistance Fund to represent South Australia at the Cricket Australia Under 15 National Championships held in Ballarat in February 2020.

The major considerations and achievements for the year included:

- 17 sporting organisations/clubs participated as members of the fund,
- Generous donation of \$2,500 from Commercial Club Inc,
- The Rotary Club of Mount Gambier Lakes approached the fund to administer a program to support/assist financially disadvantaged juniors of member organisations. The funding provided is up to \$3,000, dependent on applications, and is part of the surplus from the Blue Lake Fun Run, and
- Due to COVID-19 many of the Junior Sports Assistance Fund member organisations were inactive for several months.

Australian Citizenship Ceremonies

Five Citizenship Ceremonies were conducted by the City of Mount Gambier during 2019/2020, with a total of 65 people receiving Australian Citizenship.

New citizens were welcomed from India, Syrian Arab Republic, United Kingdom, China, HKSAR of the PRC (Hong Kong), Philippines, Republic of Ireland, Mexico, Pakistan, New Zealand, South Africa, Democratic Republic of Congo, Zambia, United States, Thailand, Egypt and Austria.

In 2020 the City of Mount Gambier held its first Australia Day Citizenship Ceremony.

“I felt the ceremony had particular relevance being held on Australia Day and I could sense a real feeling of pride and happiness among the candidates as they had citizenship bestowed upon them on a day of such national significance,” Mayor Lynette Martin said.

Due to the COVID-19 pandemic, the Australian Government approved the conduct of Citizenship Ceremonies via electronic means. On 18 May 2020 City of Mount Gambier held an online ceremony via Zoom with 23 candidates conferred.

“With so many things being placed on hold during this time it was pleasing to see that the City of Mount Gambier still found a way to welcome new citizens into the community,” conferee Odette Lubbe said.

Representatives from Soroptimist International of Mount Gambier attended the face-to-face ceremonies and presented a gift to every participant.

Mayor Martin presiding over an online ceremony during the pandemic.



New citizens Loujian Mhd Alkhalaf Alkharabeh (left), Raeda Shehada Kaheel, Sham Alkhalaf Alkharabeh, Mohamad Alkhalaf Alkharabeh and Ranim Mhd Alkhalaf Alkharabeh.



Mayor Martin cuts the Australian-themed cake with family members of new conferees at the first Citizenship Ceremony held by City of Mount Gambier on Australia Day.



Muhammad Rizwan cuts the cake with Mayor Martin. The new citizen had double the reasons to celebrate with the ceremony coinciding with his 5th birthday.

Mount Gambier Library

Community support and the commitment of staff ensures the Mount Gambier Library has the agility and responsiveness to remain at the heart of the community. The Library's operations and programming aims to contribute to the wellbeing of residents and visitors alike and adapt and respond to their needs.

The Library's vision is to be an ever-evolving place for ever-evolving people which was paramount during the COVID-19 pandemic which affected regular services provided to the community. The Library was closed from 28 March to 18 May 2020 and responded quickly to adapt and provide online programs and click and collect services to support the wellbeing of the community.

Regular programs and services including; Baby Bounce, Move and Groove, Storytime, Minecraft Club, Robotics Club, LEGO Fan Club, 3D printing, Wacom tablets, Bookwell, local and family history help, computer lessons, Crochet Club, Chinese language lessons, Tuesday help desk, JP service, reading group, Tech Savvy Seniors and school holiday programs were also delivered to cater to the needs of the community.

Mayor Martin and Library Manager Georgina Davison cutting the cake at the Library 10th birthday celebrations.



Mount Gambier Library – celebrating 10 Years

Over the past 10 years more than four million people have walked through the doors at the Mount Gambier Library. Staff have sung, bounced, danced and read to more than 65,000 under five year olds and loaned more than 3.8 million items.

The original vision for the current Mount Gambier Library was for it to be the 'third place', the place that is not home and is not work, a place for the community to gather, connect and learn. This aspiration has been cemented with the Library offering more than 1,000 programs annually.

In 2009 when the doors were open to the newly developed Library, a gateway was opened to the future of libraries in Australasia. Gone were the days of being hushed for talking too loud and we welcomed and embraced the libraries of tomorrow, providing a multipurpose community space for all ages to enjoy.

To commemorate the 10th birthday celebrations on 17 December 2019, the Library hosted a family fun day showcasing many of the regular activities including virtual reality sessions, 3D printing, Wacom digital drawing, craft activities and face painting, balloons and a cake fit only for such purpose. What was mistaken by many as a pile of library books, was in fact, a spectacular array of edible classics from 'Charlotte's Webb' to 'Lord of the Rings', baked by 'Cakes by Mandy' with the cutting of the cake by Mayor Lynette Martin and Library Manager Georgina Davison.



Library staff (L to R) Bek Coates, Danni Reade, Kelly Lynch, Kristi Brooks, Patricia Ellis and Terasa Nearnay celebrate the 10th birthday of the revamped Mount Gambier Library.

Time capsule – ‘Bienvenu’ unveiled

The former Target building on Ferrers Street Mount Gambier was demolished in July 2019 to make way for a new Coles supermarket development. During the works, a foundation stone, time capsule and an additional historic stone were uncovered.

The stone was originally laid to commemorate the opening of Mount Gambier’s first power station by Mayor of the day, C. Spehr on 6 March 1924.

Almost 50 years later in April 1973 the foundation stone was salvaged when the electricity supply buildings were demolished and the stone was then incorporated within the former Target store building. During the demolition of the building, contractors discovered a cairn behind the stone which contained a glass time capsule.

The stone is marked with the word ‘Bienvenu’, the French word for ‘welcome’. Its origin was a mystery, until a public call out for information led to Mrs Joan Aikman, aged 95 years, who contacted Council to advise that ‘Bienvenu’ was the name of the property where her father lived at 9 Sturt Street.

The time capsule was delicately unveiled at the Mount Gambier Library on Friday 8 November 2019 by Mayor Lynette Martin. A large crowd attended the historical moment which revealed the contents:

- Letter from Mr J.J Johnson, Town Clerk listing contents of capsule dated 26/9/1973,
- Corporation of Mount Gambier Electric Supply Department Agreement - 1924,
- Copy of *The Border Watch* dated 4/3/1924,
- Envelope containing a full set of pre decimal coins,
- Copy of *The South Eastern Star* dated 4/3/1924,
- Corporate letterhead examples, one signed by Arthur Shepherdson, Town Clerk - 1924,
- List of Council members 1973/1974,
- Copy of *The Exchange* newspaper dated 29/2/1924, and
- Copy of *The Border Watch* newspaper 24/4/1973.

Mrs Aikman was in the audience at the capsule reveal and was reunited as owner of the ‘Bienvenu’ stone.



Library Local History Officer Danni Reade, Library Manager Georgina Davison and Mayor Mayor inspecting the contents of the time capsule at the opening event.



Mayor Martin with the time capsule and ‘Bienvenu’ stone at the former Target site.



Mayor Martin handed the ‘Bienvenu’ stone back to Mrs Joan Aikman to keep.

Exercise for the body and mind

Exercising the body and mind is now possible at the same time after two spin bikes were purchased for the Mount Gambier Library.

The bikes are fitted with desktops and strategically positioned in the Library to overlook the Cave Garden.

“You can now burn calories and keep in shape while having your nose in a book or laptop for study or work. Virtually silent and incredibly comfortable, the bikes are suitable for all community members including the ageing,” Team Leader Library Programs Kristi Brooks said.

The bikes were officially launched in August 2019 with ABC South East’s Selina Green riding and broadcasting live from the saddle. Other VIP riders on the day included Mayor Lynette Martin along with local athletes from the Pioneer Basketball Club and the president of the Mount Gambier Cycling Club.

“It’s a perfect way for people who are time poor, people who can’t exercise outdoors or those that are unable to afford gym membership to incorporate a little exercise into their daily routine.”



ABC South East presenter Selina Green interviews Team Leader Library Programs Kristi Brooks during a live broadcast from the spin bikes overlooking the Cave Garden.

NUMBER OF VISITORS



258,525

PROGRAM PARTICIPANTS



ADULTS **11,982**
CHILDREN **8,765**
TOTAL **20,747**



13,607
ACTIVE MEMBERS

678 TOTAL PROGRAMS



NUMBER OF ITEMS **52,841**



NUMBER OF LOANS **286,798**

Mount Gambier Community Mayor's Christmas Appeal reaches new heights



Limestone Coast Pantry Director Lyn McLachlan and Library Manager Georgina Davison.

Bookmark café welcomes new operator

City of Mount Gambier partnered with Limestone Coast Pantry to continue the operation of the Bookmark Café, located within the Mount Gambier Library.

Council resolved to enter into a service agreement with the local business at its February 2020 meeting, following an expression of interest process after the retirement of the previous operator.

Council considered business proposals from interested parties to enable the provision of an ongoing hospitality service for Library patrons.

"We are pleased to have the Limestone Coast Pantry team at the Bookmark Café and look forward to working together with a clear focus on ensuring outcomes that also benefit the community," Mount Gambier Library Manager Georgina Davison said.

As an established local business with multiple outlets in the city, Limestone Coast Pantry have expressed their passion for the community and see opportunities to contribute to broader Council and community objectives through operation of the centrally located café.

"We see this as a wonderful opportunity to partner with the Library and Council to enhance the experience of locals and visitors to the civic and arts and culture precinct," Limestone Coast Pantry Director Lyn McLachlan said.

"We have already partnered with many local organisations and see huge potential in the space of the Bookmark Café to further grow these partnerships."

The Mount Gambier Community Mayor's Christmas Appeal reached new heights in 2019 with the final tally of donations hitting a record \$36,742.35.

The funds raised through the appeal were provided to local welfare agencies the Salvation Army, St Vincent de Paul Society, Uniting Care Mount Gambier, ac.care and Lifeline South East who distributed food hampers and other goods locally to those in need at Christmas.

Mayor Lynette Martin expressed her gratitude for the generous support the appeal received.

"I am overwhelmed by the generosity of the businesses and individuals in our community and I am so thankful for the support, particularly to those who support the appeal each year," Mayor Martin said.

"The agencies have reported that this generosity has enabled the 2019 appeal to assist almost 550 children and teenagers, 800 adults and 450 families through the Christmas cheer program."

"This magnificent result once again demonstrates what a caring community we have and our willingness to help those less fortunate - I am truly grateful and give my personal thanks to all donors."

Long standing local pharmacy UFS Chemist made one of the final donations providing a generous \$1,000 to the 2019 appeal.

"UFS Chemist is proud to support the Mayor's Christmas Appeal because as a community pharmacy our aim is to support our local community in various ways," pharmacy manager Barbara Beal said.

In addition to donations from businesses, individuals and community groups the appeal was supported through a number of community initiatives including tins and a 'tap and go' eftpos system at local businesses, collections at Blue Lake Carols and the Christmas Parade, toys donated by the Mount Gambier Men's Shed and the Mount Gambier Family Truck Show and a book drive coordinated by Mount Gambier Library and Collins Booksellers.

Continued over the page

Mount Gambier Community Mayor's Christmas Appeal reaches new heights

"I wish to thank everyone who has been involved in any kind of initiative that has assisted with the cause and acknowledge the hard work of the staff and volunteers from local agencies," Mayor Martin said.

"Not only do these agencies play an important role for our city throughout the year, they go over and above during the festive season to ensure that everyone in our community can experience the joy of Christmas."

Donations to the appeal can be made all year round through the following channels:

- Call Council on (08) 8721 2555 (option 1) with your credit card details on hand. Council staff can email you a tax invoice.
- In person at the City of Mount Gambier Customer Service counter - Civic Centre, 10 Watson Terrace.

Barbara Beal from UFS Chemist presents a cheque for \$1,000 to Mayor Martin for the appeal.

- Send a cheque made out to 'City of Mount Gambier' to PO Box 56 Mount Gambier SA 5290 with advice that the cheque is a donation to the Mayor's Christmas Appeal.



Mayor of the City of Mount Gambier Lynette Martin OAM wishes to thank and acknowledge the following donations to the 2019 Mount Gambier Community Mayor's Christmas Appeal:

Carlin and Gazzard
Carleen Laslett
Chapmans Newsagency
Charlie Miller
City of Mount Gambier employees
Collins Booksellers
Commonwealth Bank
D and K Turnbull
Danni Reade
David Sullivan
DeGaris Lawyers
Dr J O'Shea
Dr Michael Bailey
Empak Homes
Exchange Printers
Gambier City Lions
Gambier Electronics
Green Triangle Electronics
Green Triangle Forest Products
Group Training Employment
GT Industrial Sales
Herbert Real Estate
J Feast
Joanne Whitehead - Food for Thought
John Williamson
Julian Mattay
Kent and Co Wines
L Clode
Limestone Coast Pantry
Limoncello Caravan Bar
Lioness Club
M J and E J Donovan
Mardi and Andrew Whan
Marlene Bott
McDonald Park School
MM Riquier
Mount Gambier Central

Mount Gambier Chamber of Commerce
Mount Gambier Church of Christ
Mount Gambier City Band
Mount Gambier Family Truck Show
Mount Gambier Isuzu and Iveco
Mount Gambier Ladies Probus Club
Mount Gambier Library
Mount Gambier Men's Shed
Neville Vause
Noel and Margaret Doody
Noel Barr Toyota
OneFortyOne
People's Choice Credit Union staff
Peter and Karyn Roberts
Peter, Rosie, Jonty and Maggie Collins
Queen Elizabeth Park Trust Inc
Robert Klintberg
Rotary Club of Mount Gambier West
Soroptimist International
Spencer and Sharon Buck
Stacey Pedlar
Stuckey Electrical
Susan Briffa
T Redding
The Barn
Tony Pasin MP
UFS Chemist
Vicki Jackson
Vicki Osborne
We Care Lawn Spraying
Wendy Richardson
Youth Advisory Group
Zena Winner

TOTAL = \$36,742.35

Thank you!

The Mount Gambier Community Mayor's Christmas Appeal raises funds for distribution to local welfare agencies ac.care, St Vincent de Paul, Salvation Army, Lifeline SE and Uniting Care who provide food hampers, gifts and other support to those in need at Christmas.

As the effect of the COVID-19 pandemic reverberated around the world in the first quarter of 2020, City of Mount Gambier took swift action to protect the community and invest heavily in the social and economic wellbeing of the city.

In response, Council developed a multifaceted plan focussing on our people, our economy and our recovery.

Council made key decisions under these pillars during the early stages of the pandemic to safeguard and assist the community, and to position the city for a strong recovery.

These actions included:

- Honouring event sponsorship commitments,
- Establishing a Community Development Fund to support community and sporting groups with capital projects,
- Deployment of Council staff to support critical services and organisations,
- Online portal strengthened to support coordination of community needs and services,
- Survey undertaken to ascertain issues facing local businesses and identify potential solutions in collaboration with the Chamber of Commerce, Women in Business and Regional Development and Regional Development Australia Limestone Coast,
- Acceleration of Council works programs to support the local economy,
- Waiving rent and maintenance charges for Council tenants,
- Supporting Spare Ya Change 4 Kids with a community kitchen to provide meals for vulnerable children and families,
- Short term employment opportunities at Council for locals who were left unemployed due to the pandemic,
- Refund or waive the equivalent of one quarter of rates and the Regional Landscape Levy for commercial properties affected,
- Waiving of outdoor dining and footpath display fees, and

- A multi-million dollar COVID-19 recovery allocation in 2020/2021 budget.

Rental fees waived for community and tourism tenants

In April 2020 one of the first steps Council took to support the community was to waive the equivalent of one year's rent for all community and sporting tenants and to provide specific support to tourism tenants.

The measure also included the waiving of maintenance charges for sporting clubs and Council agreed to review any future tourism tenancy rent on a monthly basis from 1 July 2020 until the end of the current public health emergency.

"Council has a range of community, sporting, commercial and semi-commercial tenants that occupy facilities under varying rental arrangements and it is important that an equitable approach is taken when dealing with these," Mayor Martin said.

These measures had an impact on Council's budget in the vicinity of \$130,000.

Community Development Fund

The COVID-19 Community Development Fund was established by City of Mount Gambier in May 2020 as a direct response to the pandemic to enable community and sporting groups to undertake works at their facilities while activities were unable occur.

The fund consisted of two streams – one for minor works up to \$5,000 and major works for projects up to \$20,000, with Council opting to increase the initial pool of funding from \$200,000 to \$350,000 to accommodate a high volume of applications.

"This funding stream provided a quick response to carry out improvement works to community and sporting facilities and as such it enabled investment in our people, our economy and our recovery and allowed us to use this hiatus in community and sporting events to our advantage," CEO Andrew Meddle said.

More than 30 community groups received funding as part of the initiative, with projects varying from re-tiling, painting and guttering works to

Council Response to COVID-19

equipment purchases and installation and major capital improvements such as new toilets and structural improvements.

“These groups play such an important role in our community and it is great that Council have been able to continue working in partnership with them,” Mayor Martin said.

There was minimal criteria in place, however preference was given to applications that demonstrated use of local suppliers, contractors and Australian made materials.

“The fund was also designed to provide an economic boost to the community because of the need to source labour and materials locally,” Mr Meddle said.

Blue Lake perimeter path converted to one way

Following feedback and concern from the community, the popular exercise route around the famous Blue Lake was restricted to one way in April 2020 with all users asked to proceed clockwise only.

“There have been a number of social distancing concerns raised by members of the community with regard to experiences they have had while exercising around the Blue Lake since the pandemic hit,” City of Mount Gambier General Manager City Infrastructure Nick Serle said.

“Particular reference has been made to the narrow section on Bay Road that is approximately 750 metres in length where there is little to no room to pass oncoming users due to the physical restrictions caused by the guardrail and fence.”

“These physical barriers, while required for safety reasons, mean users are unable to practise social distancing in this section and have required Council to implement this restriction.”

The move followed the requirement for Council to close all playgrounds, skate parks and the pump track to comply with Federal Government guidelines with the key directive to the community at the time being to stay at home and only go out for food, work, medical needs and exercise.



One way directional signage installed at the Blue Lake during the COVID-19 pandemic.

Sponsorship for cancelled events honoured

With COVID-19 causing the cancellation and postponement of a number of events, Council resolved to provide support to community event organisers. At the April 2020 meeting, Council endorsed the payment of part or all sponsorship funding for events where a commitment was made in advance of the public health emergency.

“Council will not seek reimbursement of funds provided as part of an event sponsorship agreement for those events that have been cancelled as a result of COVID-19,” Mr Meddle said.

The initiative was designed to reduce the financial impost on event organisers and was accommodated within the 2019/2020 budget, equating to approximately \$250,000.

“Given the funding has already been committed the honouring of sponsorship payments is intended to maintain Council’s commitment to support these events,” Mr Meddle said.

The CEO said the provision of this financial support is intended to bring event budgets back to a “level financial position”.

“It is hoped that this simple approach will help to protect the interests of those organisations that will have a role to play in partnering with Council as part of the recovery phase which will hopefully lead to a widespread economic ripple post-pandemic.”

Mayor Martin said the Council acknowledge that majority of community events are delivered by volunteers.

“We hope this support will go a little way towards securing the longevity of events in our city and provide some relief to those who contribute so much of their personal time and energy to deliver great local events for the community to enjoy.”

Rate relief for local businesses

City of Mount Gambier provided rate relief to businesses whose activity has been significantly impacted by COVID-19 with Council endorsing the move to refund or waive the equivalent of one quarter of rates and the Regional Landscape Levy, on application, for commercial properties based in Mount Gambier.

“Council took steps at the first COVID-19 related meeting to provide support to all ratepayers in the way of deferrals and fines and interest waivers, however as the economic downturn has been realised there was a strong desire to provide local relief to business,” Mayor Martin said.

The move followed a resolution of Council at the special meeting held Tuesday 5 May 2020 authorising the CEO to waive fees and charges associated with outdoor dining until 30 June 2021.

“Waiving of outdoor dining fees and charges is just one of the many ways Council continues to assist with easing the financial burden caused by COVID-19 and is a further step to ensuring our businesses can re-open sooner rather than later with socially distanced dining,” Mayor Martin said.

Commercial rate relief was provided for 177 properties totalling \$174,673.00, of which 38 payments were made to refund advance payments.

Services switched to online programming

Despite being closed to the public for some weeks throughout the pandemic the Mount Gambier Library continued to offer modified services to the community electronically and via a ‘click and collect’ arrangement.

Customers were able to reserve items including DVDs, CDs, books, magazines, jigsaws and other items online or over the phone.

Library staff were also kept busy creating innovative programs online.

“The team have really embraced the online delivery of services and our first ‘Storytime’ recording on our Facebook page had an impressive 9,000 views,” Library Manager Georgina Davison said.

Faced with having to cancel all programs and close the doors, The Riddoch and Main Corner Complex team also adapted to enable digital program delivery.

Dubbed ‘Riddoch at Home’, the digital program offered online craft workshops and access to templates, profiling of local artists, content shared from current exhibitions and the stories of the esteemed Riddoch collection.

Each week a different piece from the Riddoch collection was shared with online audiences and a local artist profiled via social media aimed at delivering the cultural complex’s programs to its regular following while affording exposure to the broader community.

“The team have responded nimbly to the challenge of online programming, learning new online collaboration skills overnight to work together from our homes to create videos and digital content,” Main Corner Coordinator Talie Teakle said.



Children’s Services Library Officer Bek Coates presents ‘Storytime’ to an online audience.

The Riddoch and Main Corner Complex

High School art prize awarded - Calibre

The inaugural Limestone Coast senior high school art award exhibition titled **Calibre** was on display at the Riddoch Art Gallery in early 2020, with the \$1000 major prize awarded to 2019 Tenison Woods College graduate **Max Crook** for his work titled 'Manifestations'. The award was presented at the exhibition opening held on Friday 31 January 2020.

The exhibition and award was sponsored by the University of South Australia and aimed to showcase the most creative and innovative work from high school students in the region.

"This award represents our commitment to promoting and celebrating excellence within our community and aims to inspire our young people to continue being creative," City of Mount Gambier Arts and Culture Development Officer **Serena Wong** said.

"We take this award seriously and wanted to demonstrate that with a significant prize."

The exhibition featured nine artworks to showcase young artists who demonstrate creativity, innovation, experimentation and risk taking.

"Calibre shows the breadth of creative talent we have in our community, encompassing visual art, design, photography, performing art, media and creative art," Ms Wong said.



City of Mount Gambier Arts and Culture Development Officer **Serena Wong** (left), Riddoch Art Gallery Director **Melentie Pandilovski**, UniSA tutor **Helen Strickland** with high school art award winner **Max Crook**.

The pieces were judged by UniSA Adjunct Senior Lecturer School of Art, Architecture and Design **Linda Marie Walker** and exhibition curator **Serena Wong**.

The winning piece featured four functional masks. Each mask represented a series of emotions for the artist and were made from various materials including vinyl, polymer clay, ducting, computer wires, animal products, copper and fishing line.

"Manifestations is a well thought through work, personal and heartfelt. The materials are considered and varied and have been used to achieve particular effects," Dr Walker said.

"The work references other well-known practices, like wood-working, metal-working, and leather-working."

To determine the prize winner, local teachers were asked to nominate their top performing students in areas such as visual art, design, digital technology and integrated learning and elite performing arts/media.

"I was thrilled with the decision of the judges, winning this award will have a significant impact on Max as an artist and having the opportunity to show the work in a gallery is wonderful validation for young artists who put so much time and effort into their work," Former Tenison Woods College visual art teacher **Jane Van Eeten** said.



Calibre winner **Max Crook** with his piece 'Manifestations'.

'12 Nights of Christmas' lights up Cave Garden

City of Mount Gambier collaborated with renowned projection art creators Illuminart to deliver '12 Nights of Christmas' which lit up the Cave Garden precinct in December 2019.

The festive 15-minute sound and light show featured on the rear wall of The Riddoch and Main Corner Complex every half an hour until midnight for 12 days.

"As the sun went down, the light shows brought us this festive story in light, featuring Santa who needs some special magic to help his sleigh fly," Main Corner Coordinator Talie Teakle said.

"You could catch glimpses of Santa and the sleigh on the Elders wall, sparkling greetings in the gardens, and photos of the parade on the Main Corner".

The temporary display was designed to complement the existing Christmas décor in the CBD, including the outdoor Christmas tree, street banners, lights and garland on the Main Corner, Old Town Hall, Civic Centre, Library and Lady Nelson brig as well as the nativity scene in Commercial Street East.

"The sound and light display was a really great way to add to the festive feel of the city during the most wonderful time of the year," City of Mount Gambier Community Events Team Leader Denise Richardson said.

The projection story was developed by Illuminart Australia and Heapsgood Productions with appearances by young actors, local icons and of course, Santa.



Illuminart's Travelling Light Show projected on the fuel tanks at the Railway Lands.

Railway Lands lit up by Illuminart

Animated projections lit up the Mount Gambier Railway Lands on Friday 23 August 2019 when Illuminart's Travelling Light show visited Mount Gambier as part of a grand projection art tour to celebrate the South Australian Living Artists (SALA) Festival.

The program of animated projections could be seen on fuel tanks and other structures and featured animations from across South Australia that connect Mount Gambier to other towns with their shared history.

"The dramatic mid-winter show aimed to bring people together for a short burst of bright, colourful and invigorating creativity, combining history, humour and warmth and celebrating creative storytelling during South Australia's Living Artists Festival," Illuminart director Cindi Drennan said.

Illuminart are creative producers who illustrate and illuminate stories using spectacular light and immersion.

"Our tour helped to bring some warmth and happiness to people in winter and we are very fortunate to be able to bring this project to Mount Gambier during SALA."

12 Nights of Christmas in the Cave Garden.

The Riddoch and Main Corner Complex

Ancient Rome comes to Mount Gambier

In a South Australian exclusive, the Riddoch Art Gallery presented the award-winning exhibition **Ancient Rome: The Empire that Shaped the World** from Saturday 17 August 2019 to Sunday 10 November 2019 at The Riddoch and Main Corner Complex.

Created by renowned Italian artisans Niccolai – Teknoart Snc (Firenze) and Artisans of Florence, responsible for the remarkable Da Vinci exhibition, Ancient Rome included more than 200 exhibits including artefacts, catapults, frescoes, armour, weapons and busts painstakingly reconstructed from ancient roman records.

To celebrate the exhibition launch, The Riddoch and Main Corner Complex hosted a cocktail gala event in true roman style on Friday 16 August 2019 at City Hall.

The event featured guided tours of the exhibition, a roman inspired menu by Metro Bakery and Café, local wines from Caroline Hills Winery and roman themed musical compositions by local quintet Cumpas.

“What better way to enjoy an exclusive opening for an exciting and ambitious exhibition than with wine, food and music,” Riddoch Art Gallery Director Dr Melentie Pandilovski said.

“From war machines to aqueducts, the exhibition had all the highlights of an incredibly advanced culture. It is amazing to discover many of the things we use today were a product of roman ingenuity.”

To complement the exhibition, a program of events delivered unique workshops and experiences to the community.

Artist Fruzi Kenez held clay workshops inspired by the roman's mastery of this art form. The Adelaide-based ceramicist guided participants in the creation of a roman style vase during a workshop on Saturday 19 October 2019 and the creation of a small bust of a figure, animal or vessel on Sunday 20 October 2019.



The Riddoch and Main Corner Complex staff Melissa Horton, Lily Higgs, Talie Teakle and Daniel Pearson at the Ancient Rome gala cocktail event.

“Fruzi’s workshops are not your average clay making workshop,” Dr Pandilovski said.

The community was also invited to try a hand at a toga life drawing session with local artists April Hague and Jane Van Eeten, while food lovers rejoiced in an opportunity to attend a cooking masterclass with chef Ian Perry.

“There is a reason Ancient Roman culture has endured for centuries and these activities demonstrate not only how vast the roman influence was but how much we owe to the romans today,” Dr Pandilovski said.



Stella and Astrid check out the Ancient Rome: The Empire that Shaped the World exhibition as part of the School Holiday Program at the Mount Gambier Library and The Riddoch and Main Corner Complex.

'Praying Mantids' find their home along the Rail Trail

The Mount Gambier Rail Trail is now home to a praying mantids sculpture by renowned local artist Ivo Tadic.

Funded in part by the City of Mount Gambier Creative Arts Fund, the sculpture aims to add colour and interest to the section of the trail between Sturt Street and Harrald Street opposite the Hellenic Hall.

Constructed from a balanced combination of limestone and steel, the sculpture is the result of many months work by the artist and was transported to the site in October 2019 for installation.

"So far the feedback has been really positive, during the installation we had many residents stop to praise the sculpture," artist Ivo Tadic said.

The Creative Arts Fund encourages projects and provides opportunities that make a positive contribution to the city and demonstrates consistency with outcomes from Council's Community Plan.

"Many of the people that stopped to look at the work said they were pleased that Council has initiated some works on the walking trail."

Mr Tadic says the work is simply two insects in an interactive pose.

"Interpret it however you wish, it can symbolise many things however I created this piece because I like insects and they are a foundational layer of our ecosystem," Mr Tadic said.

The choice of colours and materials for the piece was inspired by the natural environment and was designed to ensure the sculpture fits in with its surroundings.

"Limestone is an important feature in our regional identity and the use of this material and natural colours ensures the piece sits well in this location."

"The use of limestone is also good for tourism and opens the opportunity for a sculpture trail to be developed as a tourist attraction," Mr Tadic said.

| Praying Mantids - Ivo Tadic.



Mount Gambier & District Tertiary Health Education Grants

The Mount Gambier and District Tertiary Health Education Grants program provided six financial grants to local health students in 2020.

The program is in its 14th year and supports city or district residents who are required to leave the region to undertake university studies in identified health skill shortage areas within the community.

The program provides local students with a \$2,000 grant to help complete their tertiary studies within the health field.

“The program aims to support young people in their endeavour to formally train as a health specialist,” Mount Gambier and District Tertiary Health Education Grants Program Chairman Ken Stafford said.

“Although we know some grant recipients may be unable to return to the region, where possible we hope they do so following their graduation to boost the number of health professionals in the Limestone Coast.”

Grants are provided to support a broad range of student needs including university fees, medical uniforms, equipment, books, travel and living expenses.

“In 2019 we provided 10 grants to students who undertook studies in a wide variety of specialty health areas at five different universities throughout Australia.”

2019 grant recipient Cody Lewis said the financial support she received assisted her to meet the costs associated with her first year studying a Bachelor of Exercise Science and Master of Clinical Exercise Physiology at Flinders University in Adelaide.

“Not taking a gap year meant leaving a greater financial burden on my family, therefore when I was notified I would be a recipient of this grant I was so grateful as it provided me with some

Previous Tertiary Health Education Grant recipients Jessica Henman (left), Anne Zwijnenburg, Cody Lewis, Amelia Hancock and Chloe Slarks attended the 2020 program launch.



important assistance to allow me to successfully move away and kick start my study," Miss Lewis said.

2015 grant recipient Amelia Hancock recently graduated with a Bachelor of Pharmacy (Honours) and has returned to her home town of Mount Gambier to commence work as a pharmacist.

"Additional costs such as text books, lab coats and accommodation are just a few items that I put the grant funds towards," Miss Hancock said.

"After completing my studies and internship in Adelaide this grant has allowed me to follow my dream to move back to Mount Gambier with a full-time job as a pharmacist at UFS Chemist."

The grant program is supported by City of Mount Gambier, District Council of Grant, UFS Chemist, Flinders Rural Health SA, Mount Gambier and District Community Bank, Rotary Club of Mount Gambier Lakes, John and Helen Kentish and Ken and Carol Stafford.

Since 2007 the program has awarded 142 grants to students at a total cost of \$284,000.

"We are always looking for additional financial contributors to the program so that we can continue to support local students undertaking tertiary studies within the health field," Mr Stafford said.

The 2020 recipients were:

Kira Millhouse	Bachelor of Paramedicine
Mitchell Hunter	Bachelor of Paramedic Science
Kristopher Barnes	Bachelor of Pharmacy (Honours)
Sarah Riddoch	Graduate Certificate in Wound Ostomy and Continence Practice
Madeline Watson	Bachelor of Medical Radiation Science (Medical Imaging)
Shayla Jones	Bachelor of Medical Imaging

Community and Environmental Health

Food Safety	
Total food businesses currently registered	477
Facilities which require food safety audits	10
P1 (highest) risk classified food businesses	129
P2 (high) risk classified food businesses	195
P3 (medium) risk classified food businesses	94
P4 (low) risk classified food businesses	59
Complaints received by Council	
Alleged food poisoning	8
Food unsafe due to foreign matter	1
Poor personal hygiene or poor food handling practices	4
Food unsuitable/unsafe due to microbial contamination/growth	2
Unclean premises	0
Food recall notifications received	55
Food safety education	
TAFE accredited food safety short courses	4
'I'm Alert' online non-accredited food safety training users	1198
Food business food safety newsletters	4
Public Health	
Registered high risk manufactured water systems	65
Public accessible swimming pool and spa inspections	26
Registered hair, beauty and skin penetration businesses	102
Onsite wastewater treatment system applications	9
Complaints received by Council	
Accommodation standards	2
Air pollution / odours	5
Discharge of wastes / waste control	4
General health complaint or enquiry / other	24
Hoarding and squalor	13
Infectious disease / notifiable disease	3
Mould	2
Public swimming pools and spa pools	7
Sanitary facilities	1
Supported residential facilities	4
Vermin (including birds, rats & mice)	10
Water quality (other than public swimming pools and spa pools)	3

Communicable Disease Control Branch mandatory notifications	
Highest month with Influenza - July 2019	30
Influenza notifications	95
Food borne related illnesses - Campylobacter and Salmonella	50
COVID-19 compliance actions undertaken since March 2020	3,731

Community Health	
Hazardous waste (sharps) collected at Civic Centre	182kg

TOTAL FOOD BUSINESSES CURRENTLY REGISTERED **477**


102 REGISTERED HAIR, BEAUTY AND SKIN PENETRATION BUSINESSES

HIGHEST MONTH WITH INFLUENZA **JULY 2019 (30)**




1198 ONLINE NON-ACCREDITED FOOD SAFETY TRAINING USERS


182KG HAZARDOUS WASTE (SHARPS) COLLECTED AT CIVIC CENTRE

Australia Day Awards

Community minded citizens and a growing local event were recognised for their achievements at the 2020 City of Mount Gambier Australia Day Breakfast and Awards Ceremony held at the Cave Garden on Sunday 26 January.

“The Australia Day awards recognise individuals and organisations who have made a noteworthy contribution during the past year, and/or given outstanding service over a number of years, to our local community beyond normal employment duties,” Mayor Lynette Martin said.

The 2020 Young Citizen of the Year was awarded to 18 year old Caitlin McMahon. Caitlin has served the community through five years of volunteering with the Sunset Community Kitchen and 18 months as a St John Limestone Coast member serving as an event medic, along with commitment to various local sporting clubs and school based leadership roles.

In October 2019 Caitlin was recognised for her considerable contributions when she was invited to Government House and presented an Order of Australia Association SA Branch Student Citizenship Award by the Governor of South Australia, the Honourable Hieu Van Le.

The Young Citizen of the Year also dedicates her time to volunteering at the Mount Gambier Hospital where she enjoys visiting patients to offer them company and someone to talk to.

“During my visits at the hospital I am able to spend time with people from all walks of life and hope to provide some company and comfort. It is such a rewarding and humbling experience,” Caitlin said.

Caitlin also served the community through her role as school captain. In this role she assisted with the ‘Do it for Dolly Day’ held in May 2019 and coordinated initiatives to facilitate a collaboration between Grant High School and the recently founded local organisation ‘Spare Ya Change 4 Kids’.

“I absolutely love helping people and hope to get into medicine so my involvement with St John has been invaluable in providing me with firsthand experience in the field,” Caitlin said.



2020 Young Citizen of the Year Caitlin McMahon (right) pictured with her mother and dedicated humanitarian Lorenza McMahon who was awarded Citizen of the Year.

Despite a long list of achievements to her name and a demonstrated commitment to improving the lives of others Caitlin remains humble about the selfless work she and her family undertake.

“My Mum has been a big influence, we’ve always volunteered in various groups from a young age and as a family are passionate about helping our community.”

“I am very honoured to be recognised as the Young Citizen of the Year, I did not expect it - when you volunteer you don’t expect anything in return it’s just about giving back to the community that helped raise you, so to be a recipient of an award like this is incredible.”

Citizen of the Year was awarded to dedicated humanitarian Lorenza McMahon.

Lorenza is the mother of 2020 Young Citizen of the Year, Caitlin and 2019 Young Citizen of the Year, Joseph.

Dedicating many hours each week to St John and the Sunset Community Kitchen, Lorenza’s selfless nature is demonstrated by a long list of service to her community over many years.

“Lorenza is the quintessential quiet Australian achiever whose thoughtful good deeds would fill chapters in a book if fully documented,” nominator Ross Parkinson OAM said.

“She is a fabulous citizen of our city and her humanity speaks volumes of this caring and thoughtful soul.”

Australia Day Awards

The desire to help others started at an early age for Lorenza, learning from her parents the spirit of selflessness and giving back to the community.

"I remember Mum used to talk about Grandma who helped out in the community and the attitude was 'you just help people, that's what you do' so we just grew up doing the same and have brought our children up this way," Mrs McMahon said.

Joining St John in 2013, Lorenza has completed a Certificate Three in Basic Health and six years later continues to volunteer as an event medic and teaches junior cadets.

"St John is a great organisation and provides us all with amazing opportunities and skill development."

Lorenza's involvement with the Sunset Community Kitchen began in 2009 when a committee was first established to get the concept off the ground. Lorenza serves as a team leader preparing and serving meals at the Sunset Community Kitchen on Monday and Wednesday evenings and collects food donations from local businesses each week.

"People are doing it tough so it's good to know you can provide some relief to these families and know that they are getting at least two nutritious meals a week," Mrs McMahon said.

With previous experience as a Lifeline counsellor and SES volunteer, Lorenza and her family also support Red Cross and UNICEF and have been heavily involved in a number of local sporting clubs through both her own involvement and that of her children and husband.

| Senior Citizen of the Year Janet Bellinger.



"If you don't do it, the clubs don't survive and if you just do a little bit it helps to keep the clubs going, you just want the best for that group and what it does for the community."

Senior Citizen of the Year was awarded to long serving Lioness Janet Bellinger. Janet celebrated 20 years as a Lioness in March 2020 and was recently awarded the James D Richardson Honour Award, one of the highest accolades presented to Lions and Lioness members in Australia.

"It's a very prestigious award, not everyone gets one so it's quite special and shows appreciation for the work I have done over the time I have been working with Lionesses," Mrs Bellinger said.

"You just do things, and it rolls on from one thing to another but it's a very special award and as the club members said it was the first time I was lost for words."

Throughout 20 years of service, Janet has made a significant contribution to the Lioness Club and the community and has held many roles in that time.

"Janet has served the club twice as President and has held roles as Vice President, Treasurer and Director of Finance and Membership, Director of Program and Social, Director of Civic and Welfare, Director of Fundraising, Youth Project and Tail Twister," nominator Beryl Mahoney said.

Through the Lioness Club Janet also assists with the Library Books in Home program, Sunset Community Kitchen and Foodbank and has volunteered her time and expertise to assist in the planning and running of many community events. Janet also served on the Lions District Cabinet for four years as a Lioness Liaison.

"I enjoy the company of the other ladies, we work together, it's a really fun group to be with and I really enjoy the volunteer work and giving back."

Born in Millicent and with a love of all things Scottish, Janet has volunteered her time to a number of causes around the Limestone Coast through pipebands, highland dancing and debutant balls.

"I have been playing in pipebands for 60 years

having started with the Millicent Caledonian Pipe Band at the age of 15 and I now volunteer my time tutoring the Penola Pipe Band where I am a life member," Mrs Bellinger said.

"I am also a life member of the Millicent Caledonian Society where I was the first lady chief in Australia - this was quite a big deal in 1984 which ironically was dubbed the year of the woman."

Janet's volunteer work also extends to the arts where she was a member of the South East Arts Country Council in the 1970's.

"My mother was a good artist and so I was naturally drawn to the influence and appreciation of art and whilst I frequently visit the Riddoch Art Gallery, I just don't have the time to take part these days."

Having commenced volunteer work at the age of 14 Janet was humbled to be recognised.

"When I got the phone call to say I was going to receive this award I said 'I think I better sit down' - I never thought anything like that would happen to me, it was a lovely surprise."

"Volunteering brings a feeling of wellbeing, it's just something I can do and I enjoy doing it and the people I do it with," Mrs Bellinger said.

Motivated by similar events on a larger scale around Australian cities and across Europe, LEGO fans Emma Robinson, Alison Boomsma and Hannah Robinson along with a small committee created the BrickGambier event in 2017.

"BrickGambier was inspired by the global movement of adult fans of LEGO and Emma has attended shows all over Australia and Europe including BrickVention in Melbourne which is Australia's biggest LEGO fan event with 300 exhibitors," Ms Boomsma said.

"The aim of the event is quite simple - to share our love of LEGO and get other people together to enjoy it with us."

The two-day event held over the October long weekend brings together LEGO fans from around Australia to showcase their LEGO exhibits for the community to view.



2020 Community Event of the Year, BrickGambier committee members Alison Boomsma, Hannah Robinson and Emma Robinson.

The event has been increasing in popularity since its inception with both attendance and exhibitor numbers growing rapidly.

"Our first event attracted attendance numbers of approximately 500 and has grown to 1500 in 2018 and more than 2200 in 2019," Mrs Robinson said.

The organising committee attributed the success of the 2019 event in part to the Channel 9 TV show LEGO Masters that first aired in Australia in April 2019.

"Having three LEGO Masters contestants Kale, Jordan and Miller at our event helped draw a crowd and kids and adults were star struck getting autographs and taking photos which added to the great atmosphere," Mrs Robinson said.

"Another great thing about the Mount Gambier event is everyone coming together from all over Australia, especially because we are a central meeting point for both Adelaide and Melbourne exhibitors," Hannah Robinson said.

The event was the catalyst for the Limestone Coast LEGO User Group which was formed in March 2018. The group meets monthly and has a social media and web presence.

"When you start talking to people you realise how many people in the Limestone Coast are as 'nutty' about LEGO as we are so we decided it was an ideal time to get a local LEGO user group up and running," Mrs Robinson said.

The event raised \$3000 for Wet Noses Animal Rescue who provided volunteers to assist with the event.

"We are really grateful for our exhibitors who not only travel and exhibit for free but also donate LEGO to be auctioned off to raise money for Wet Noses - all for the love of LEGO," Mrs Robinson said.

Mount Gambier Community Events

Mount Gambier Christmas Parade

Thousands of people lined Commercial Street on Saturday 16 November 2019 for the NF McDonnell and Sons Mount Gambier Christmas Parade.

The event celebrated its 60th milestone with 55 entries including the involvement of local schools and bands.

“What a colourful, fantastic Christmas Parade - a huge thank you to all those who participated to make the 60 year anniversary so special,” City of Mount Gambier Community Events Team Leader Denise Richardson said.

“The crowd was bigger than ever and the smiling faces and enthusiasm of the children was such a delight to see.”

‘Compton’s Christmas Message’ by Compton Primary School was named most outstanding entry, taking out the top prize of \$750.

The entry focused on the importance of spending time with family and friends and spreading Christmas cheer.

“The float featured a display of large photos showcasing the history of the parade and the judges were impressed by the colourful display of Christmas costumes and presents, as well as the singing,” Ms Richardson said.

The milestone event included pre parade entertainment with roving performers such as stilt angels, giant puppets and funky clowns from Adelaide based circus and street theatre company Slack Taxi.

Following the parade, the Rotary Club of Mount Gambier West hosted ‘Party in the Park’ in the Cave Garden providing various activities for children of all ages and The Lions Club Blue Lake Brass Band Festival, featuring brass bands from all over the state and Victoria, was also a key feature of the annual event.

“The Brass Band Festival and Party in the Park are integral elements of the parade’s history so we’re very honoured to continue this great tradition,” Ms Richardson said.

The very first ‘Parade Queen’ Helen Egan (nee Mules) also participated in the 60th event, re-



Phoebe the giant puppet delighted crowds at the 60th celebration of the NF McDonnell and Sons Mount Gambier Christmas Parade.

visiting a tradition from 1956 when the concept was first introduced by the Junior Chamber of Commerce who ran the parade at the time to raise money for charities.

“At the time I was just 18 years old and was awarded a trip to Sydney for raising the most money which was donated to the Derrington Street Special School,” Ms Egan said.

A new float ‘T’ was the night before Christmas’ was introduced to Council’s fleet to commemorate the 60th event.

City of Mount Gambier purchased the mouse character from the Adelaide Christmas Pageant and Council staff and volunteers dedicated many hours to build a base and a trailer to form the completed float, with new details also added to the character.

“Our small team of dedicated volunteers have done a wonderful job bringing the float back to life and have made it unique to the Mount Gambier parade,” Ms Richardson said.

2019 AWARDEES

Most Outstanding Entry – \$750
Compton Primary School -
'Compton's Christmas Message'

Best Christmas Theme – \$500
Morris and mates - 'Naughty Elves'

Best School Entry – \$500
St Martins Lutheran College -
'King of the Jungle'

Best Club or Community Organisation Entry – \$250
Mount Gambier Karting Club -
'Racing towards Christmas'

Open Category – \$250
Mount Gambier and Districts Maternity/
Pediatric Unit - 'Special delivery baby of Mary'

Best Themed Band – \$250
Geelong West Brass Band

Encouragement Award – \$250
Moorak Primary School and Pre-School -
'Reuse before you recycle'

Best Non-City Entry – \$500
Nangwarry Primary School -
'Santa's Workshop'

Best Recycled Resources Entry – \$250
(Donated by Community Action
Sustainability Group)
Recycled Runway - 'Night amongst the stars'



Still angels from Adelaide-based theatre company Slack Taxi formed part of the pre and post parade entertainment.



Children were entertained by Scott the magician/balloonist after the parade.



'T'was the night before Christmas' was a new addition to the 2019 NF McDonnell and Sons Mount Gambier Christmas Parade.



Left: Compton Primary School won the Most Outstanding Entry award with 'Compton's Christmas Message'.

Mount Gambier Community Events

Red Bull UCI Pump Track World Championships Qualifier

On Saturday 14 and Sunday 15 December 2020 the newly developed Mount Gambier Pump Track hosted the first Australian Red Bull World Championship Qualifier event, with the fastest male and female riders qualifying to represent Australia at the global championships.

“The event had a great atmosphere with many locals and interstate visitors enjoying the first competition in Australia,” Community Events Team Leader Denise Richardson said.

“There was a great vibe amongst the competitors ranging from those who just love the sport to the more elite riders who were there to win.”

The competition was split into women’s and men’s timed heats where riders undertook two solo timed runs in order to qualify for the knockout heat finals.

Local women Jemma Heraper and Mercedes Scott finished on the podium as second and third place getters respectively.

“Mount Gambier was lucky enough to host a female round in what is normally a male-dominated sport,” Ms Richardson said.



Female winners – first place Marnie Williams, second place Jemma Heraper and third place Mercedes Scott.

The fastest eight women and 32 men progressed to the finals before a battle of individual timed runs crowned the fastest riders.

The two winners received an all-expenses paid trip to the World Finals, while the top four riders from each category also earned the opportunity to compete in the Red Bull UCI Pump Track World Championships.





51 riders attended from South Australia, Victoria, NSW and Western Australia. The competition was tight, with the male winner only just scraping in by one one hundredth of a second. First place winner was Wade Turner while his brother Bodi came in second.

The event provided an opportunity to build friendships within and between the local BMX and mountain bike communities. Mountain bike and cycle tourism is a fast-growing sector nationally and internationally and Council's investment in the pump track provides Mount Gambier with a great opportunity to build on its strengths as a premier cycling destination, hosting a range of national and now international cycling events, with another Red Bull qualifying event still to be held in the city at a later date.

Mount Gambier Gift

The Gift foot race was held in Mount Gambier on Saturday 7 December 2019. The event was reintroduced in the City by the South Australian Athletics League event in conjunction with the Victorian Athletics League after an eight year hiatus.

With support from sponsors, the event offered \$30,000 in prize money across 13 events, making it the richest foot race of its kind in South Australia, after the famed Bay Sheffield event.

"This excellent prize money created significant enthusiasm for the event with 160 athletes competing, including 20 from the Limestone Coast, many from local high schools," Community Events Team Leader Denise Richardson said.

"In fact, six of our high school students made the finals in various events, with three mounting the podium as place-getters, showcasing the quality of athletes in the Limestone Coast."

As a further boost to local talent, SA Athletic League (SAAL) conducted their first Regional Development Program at a number of high schools across the Limestone Coast. This allowed some of the region's fastest sprinters to experience an elite athletics program and be coached by some of South Australia's best athletes.

The program ran as a twilight format from 2:00pm until 7:30pm creating a great atmosphere at Mount Gambier's premier oval Vansittart Park.



Youth Advisory Group

In 2019/2020 the Mount Gambier Youth Advisory Group (YAG) continued to support the Mount Gambier Community Mayor's Christmas Appeal and collected more than \$3,300 during the Christmas Parade.

YAG members began the year earnestly to plan and develop a program of events and activities for South Australian Youth Week 2020. Unfortunately, due to COVID-19, the event was cancelled and the group went into recess. The group will resume planning for the next youth event later in 2020.



YAG clowns following the parade.

Funds donated to RFDS Patient Transfer Facility

City of Mount Gambier provided a \$15,000 donation to the Royal Flying Doctor Service (RFDS) Patient Transfer Facility at the Mount Gambier Airport.

Resolving to make the donation at the full meeting of Council in November 2019, City of Mount Gambier representatives visited the new facility to make a presentation to Mount Gambier RFDS Support Group President Bill Russon.

The Royal Flying Doctor Service lands twice a day in the Limestone Coast to airlift patients for life saving surgery or specialist treatment.

“Council recognises the vital role the RFDS play in supporting our community in times of critical need and we are very pleased to provide support for the first facility of this type in regional Australia,” Mayor Lynette Martin said.

The patient transfer facility has been transformed from an existing hangar into a state-of-the-art facility including ambulance bay and intensive care unit that will enhance patient care and operational response times for critical patients in the Limestone Coast.

“The donation from City of Mount Gambier has assisted in the transformation of the hangar with the facility set to provide a new standard of care as well as upgrading comfort levels for patients, crews and service delivery partners,” Mr Russon said.

“Thank you to the City of Mount Gambier, you can be sure your generous donation will benefit the Mount Gambier community for decades to come.”

Mayor Lynette Martin (centre) and CEO Andrew Meddle (right) present a cheque for \$15,000 to Mount Gambier RFDS Support Group President Bill Russon (left).



Reconciliation Action Plan

City of Mount Gambier endorsed its first Reconciliation Action Plan (RAP) at the full meeting of Council on Tuesday 18 February 2020.

The endorsement demonstrates Council's commitment to continue to acknowledge, celebrate and create greater equity for local Aboriginal and Torres Strait Islander communities through the process of reconciliation.

While the plan focusses primarily on internal changes in terms of systems, practices and procedures, it also assists the Council to lead by example within the local community by demonstrating attitudes and behaviours that help to foster greater awareness and appreciation for reconciliation.

"As an organisation Council recognises the plan as an opportunity to create meaningful change within our own workplace culture, programming and service delivery while also demonstrating leadership to our broader community to take positive steps towards reconciliation," CEO Andrew Meddle said.

The plan will act as an internal framework for the organisation and identifies a vision and the actions and objectives Council will employ over the next two years.

Working together with our Aboriginal and Torres Strait Islander communities, the City of Mount Gambier has the following vision for reconciliation:

- A society free of racism and prejudice where Aboriginal and Torres Strait Islander peoples feel a strong sense of belonging and are able to participate fully in the life of our community,
- A city which supports expressions of cultural identity, where cultural practices, traditional sites and significant places are acknowledged, celebrated and preserved, and
- A community characterised by social justice which advocates for enriching the lives of Aboriginal and Torres Strait Islander peoples.



“The RAP focuses on strengthening positive relationships, acknowledging and respecting Aboriginal and Torres Strait Islander cultures and providing opportunities to ensure that our First Nations peoples have the same opportunities as others in our community,” Mayor Lynette Martin said.

Council formed a Reconciliation Action Plan Focus Group in 2015 comprising of staff, senior management and Elected Members and guidance from designated Boandik Elders, community representatives and leaders of Aboriginal controlled organisations including Burrandies and Pangula Mannamurna.

“The Reconciliation Action Plan is the culmination of more than five years of learning and relationship building between Council and our First Nations communities. It acknowledges our progress, clarifies our vision for reconciliation and provides a clear, accountable framework for positive change,” Mayor Martin said.

Boandik Elders Aunty Penny Bonney, Aunty Val Brennan and Uncle Mikey Hartman have played a pivotal role in the establishment of the plan having been involved with the focus group since 2015.

“I am really happy to see the plan get to this point after many years of learning together, it’s wonderful that we can put the past behind us and move forward towards reconciliation,” Aunty Val said.

The plan is titled ‘Yerkalalpata’ meaning ‘leading the way’ in the reclaimed Boandik language called ‘Bunganditj’. The use of Bunganditj language is made possible with the approval of local Elders and the Bunganditj Language Reclamation Committee.

“I am very proud to have been part of this wonderful journey in bringing our Reconciliation Action Plan to life. Berrin (Mount Gambier) is certainly yerkalalpata (leading the way),” Aunty Penny said.

The City of Mount Gambier worked closely with Reconciliation Australia to ensure the plan meets the standards set out in their National Reconciliation Action Plan Framework and is the first council in the Limestone Coast to adopt a Reconciliation Action Plan endorsed by Reconciliation Australia.

“The plan ensures that we continue to acknowledge, respect and celebrate the important contribution of our Aboriginal and Torres Strait Islander peoples and I invite the community to read, reflect and support the initiatives as we work together to further Mount Gambier as an inclusive city,” Mayor Martin said.

The final document will incorporate artwork that represents the shared journey towards reconciliation by local Boandik artist Belinda Bonney.

Due to COVID-19 the RAP was launched online. The launch video and plan can be viewed on Council’s website at www.mountgambier.sa.gov.au/reconciliation

Left: CEO Andrew Meddle, Boandik Elder Aunty Val Brennan and Mayor Lynette Martin with ‘Yerkalalpata’ - the first City of Mount Gambier Reconciliation Action Plan.

Council is required by law to implement the provisions of the Dog and Cat Management Act. Council's Dog and Cat Management Plan 2018 - 2023 was adopted in August 2017.

Council's Dog and Cat Management Plan outlines areas where residents can let their dogs off the leash for healthy exercise.

These 'off leash' areas are:

- Hastings Cunningham Reserve,
- Corriedale Park,
- Don McDonnell Reserve,
- Blue Lake Sports Park,
- Northumberland Avenue, and
- Frew Park.

In all other public areas/places in the city, dogs must be kept on a leash.

Council encourages all dog owners to act responsibly and ensure their pet is not allowed to wander at large or cause a nuisance to neighbours.

Dogs typically get scared during storms and fireworks and dog owners should make arrangements to secure their pets when storms and/or fireworks are predicted or publicised.

Dog expiations	362
Dog complaints	333
Dog impoundments	64
Dog attack reports	5
Parking offences	179
Long grass notices	138
Fire permits	114
Cattle impoundments (sheep and cows)	0
Vehicle impoundments	1
Dog registrations	5,054
Payment to SEAWL (provision of pound services)	\$45,000
Dog registration fees	\$152,705

64 DOG IMPOUNDMENTS 

 **179** PARKING OFFENCES



Community and Recreation Hub

Work has continued on the Community and Recreation Hub throughout 2019/2020 as Council continues to progress the largest infrastructure project it has ever undertaken.

Tenancy matters

The site for the Community and Recreation Hub at Olympic Park, between Margaret Street and O'Halloran Terrace, required the unavoidable displacement of a number of tenants occupying Council owned assets. As the project progressed Council developed a clearer understanding of the impact and identified transitional solutions for affected tenants and users.

At its meeting on 17 September 2019 Elected Members decided to progress with a complex engagement strategy to work towards transitional solutions for groups who may be impacted by a reconfiguration of tenancies.

"Once it became apparent that these groups would be required to relocate Council began discussions with those affected to enable sufficient time for alternative arrangements to be made," City of Mount Gambier General Manager Community Wellbeing Barbara Cernovskis said.

As a result, Council assisted Girl Guides to relocate to a suitable facility at Hastings Cunningham Reserve, Mount Gambier Netball Association courts have undergone reconfiguration and the Open Door Baptist Church are now co-located with the Senior Citizens Club at the Council owned facility at 42 James Street.



CEO Andrew Meddle and Mayor Lynette Martin OAM present the detailed design for the Community and Recreation Hub.

Detailed design completion

Following months of behind the scenes work, the detailed design of the Mount Gambier Community and Recreation Hub was completed in December 2019. The completion of the plans enabled Council and project architects DesignInc to release tender documentation to shortlisted construction companies as part of the select tender process following the expression of interest advertised on the open market.

"It is really exciting that we have now progressed to the procurement stage of the project after more than 18 months of tireless work by all involved," Mayor Lynette Martin said.

City of Mount Gambier staff and Elected Members worked closely with the project architects, with input from the Community Reference Group, to refine the intermediate design presented to the community in late 2018.

Refinements to the design have been minimal and are focused on meeting compliance for a range of sporting codes and the National Construction Code following recent changes. Whole of life factors were also considered as part of the refinements to ensure the best value can be sought through both the construction and operation phases of the facility.

"The plans have been refined to ensure the new facility is compliant with current standards and best practice in the construction industry with these changes mainly focused on recently introduced building fire safety regulations," City of Mount Gambier CEO Andrew Meddle said.

The facility has been designed to increase the city's ability to host major state and national sporting competitions, conferences, events and performances and is expected to provide significant social and economic benefits to Mount Gambier.

"Council has also considered the varying sporting codes that will be accommodated and has made minor amendments to the intermediate design to ensure that the facility is future proofed and there is the capacity and flexibility to enable more people to play more sports more often," Mr Meddle said.

Community and Recreation Hub

As the project has progressed from intermediate to detailed design, other refinements include the introduction of an additional commercial kitchen space, enhanced water play area, additional storage, hydronic flooring, provisions for solar power and increased electrical capabilities.

“The input we’ve had so far towards the project from various stakeholders has been most valuable and our focus remains on delivering a multi-purpose facility for the whole community to enjoy,” Mayor Martin said.

The core elements of the facility as presented in the intermediate design have been retained in the detailed design.

Following the completion of the detailed design and specifications for the project, the cost of the project will be determined through the competitive tender process.

“As with any project that is construction based, it is the open market that dictates how much the project will cost to build,” Mr Meddle said.

This is not dissimilar to building a house where initial plans are drawn up and then it is not until you obtain a formal quote from a builder and finalise all your selections that you get a true indication of the real cost of the build. The Community and Recreation Hub is no exception to this concept, but on a much larger scale.”

“The Council also has a responsibility to the community to ensure the tender process is not compromised and that we achieve the best value from the market.”

The select tender process was expected to be completed by the end of February 2020. However COVID-19 significantly delayed the process with the contract set to be executed in August 2020.

Work on the project continued behind the scenes during the comprehensive procurement process with the contract for project management services finalised and investigation of operating models underway.

“In addition to the procurement process, Council continues to investigate various operating models that will best serve the needs of the community and will determine the necessary resources required for the facility to function,” Mr Meddle said.

Aquatic Centre closure

In order to undertake preliminary site works, the Mount Gambier Aquatic Centre closed its doors for the final time on Friday 6 March 2020 after 34 years of operation.

An event was held on site to commemorate the occasion with past and present staff and manager Peter Collins in attendance.

“Peter Collins has managed the Mount Gambier Aquatic Centre since 2002 and I wish to acknowledge and thank him for enabling the provision of this community facility for all to enjoy,” Mayor Martin said.

“The pool has been in operation in its current form since 1986 and we acknowledge the closure as the next step towards a new facility that will continue to benefit the community of Mount Gambier for many decades to come.”

Aquatic Centre Manager Peter Collins (left) with past and present Aquatic Centre staff.



Key project milestones to date

21 March 2018

Initial community forum held at the Sir Robert Helpmann Theatre.

24 April 2018

Council accepted a petition signed by more than 10,000 community members in support of an indoor sport and recreation facility.

26 April 2018

EOI submitted for Federal Government funding.

17 July 2018

Appointment of Community Reference Group.

15 October 2018

Member for Barker Tony Pasin MP announced \$15 million has been earmarked for the project (progression to stage 2 of EOI).

18 October 2018

Intermediate designs and preliminary costings received.

November/December 2018 Community information sessions and intensive engagement to educate the community to make an informed decision prior to the elector survey.

14 December 2019

Submission of business case submitted to State Government for funding.

21 December 2018

Elector survey submissions closed.

6 January 2019

Survey results announced. 71.6% voted in favour of the project.

18 January 2019

Confirmation of \$10 million funding from the State Government.

22 January 2019

DC Grant announced funding support of \$350,000.

23 January 2019

Full business case for Federal funding endorsed by Council.

25 January 2019

Full business case submitted to Federal Government.

22 March 2019

\$15 million Federal Government funding confirmed.

29 April 2019

Sod turning ceremony at the site.

May 2019

Facility naming consultation commenced.

22 August 2019

EOI for head contractor opened.

December 2019

Detailed design finalised.
Select tender for head contractor opened.

January to March 2020

Relocation of affected tenants.
Tender assessment commenced.

March 2020

Aquatic Centre closed.

Still to come:

- Execution of building contract (head contractor)
- Naming of facility,
- Construction,
- Facility opening.



DesignInc CO-OP

City of Mount Gambier Community Profile

Community Profile

Demographic change across Australia is recorded by the Australian Bureau of Statistics (ABS) in the Census collections every five years.

Population experts analyse and convert these raw figures into stories of place to inform Council staff, community groups, investors, business, students and the general public.

The City of Mount Gambier Community Profile provides demographic analysis for the City and its suburbs based on results from the Census of Population and Housing. The profile is updated with population estimates when the ABS releases new figures such as the annual Estimated Resident Population (ERP).

Suburb boundaries and Census questions change over time, but the data is managed to ensure that there is an accurate time series provided for the current geographic boundaries.

Available data for the City of Mount Gambier includes population, age structure, ethnicity, ancestry, religion, income, qualifications, occupations, employment, unemployment, disability, disadvantage, volunteering, childcare, family structure, household structure, housing tenure, mortgage and rental payments and the size and type of the dwellings people live in.

The Community Profile presents this information in maps, tables and charts with concise factual commentary to answer three important questions:

- What are the characteristics of the people who live here?
- How are they changing?
- How do they compare to other areas?

This information provides the basis for making evidence-based decisions about how to provide services for the community as it changes.

The quality of the information can be assured as it is derived from ABS data, analysed and presented by population experts.

Economic Profile

The City of Mount Gambier Economic Profile provides economic analysis for the City by combining 11 different datasets to build a cohesive story of a local economy, how it is changing and how it compares to other areas.

It is a public resource designed to be used by Council staff, community groups, investors, business people, students and the general public.

The quality of the information can be assured as it is derived from official sources and the most robust economic modelling, analysed and presented by experts and funded by the City of Mount Gambier. Each data source is maintained with the latest series so you can be sure you are using the most up-to-date information.

Results for the City of Mount Gambier include Gross Regional Product (GRP), local jobs, local businesses, employment, unemployment, population, building approvals, industry structure, journey to work and much more.



Council encourages the use of this extensive online resource which is available at www.profile.id.com.au/mount-gambier

Environment



Clean Up Australia Day

Clean Up Australia Day 2020 consisted of clean ups held across two days - Schools Clean Up Day on Friday 28 February 2020 and the Community Clean Up Australia Day on Sunday 1 March 2020.

More than 1,000 students took part in Schools Clean Up Day by cleaning up their respective school grounds and surrounding areas.

“Participation in this national event helps to educate children to recycle and reduce the amount of rubbish going into landfill,” City of Mount Gambier Environmental Sustainability Officer Aaron Izzard said.

The Community Clean Up Australia Day event involved more than 30 volunteers, mainly focused on the Cave Garden area and Vansittart Park.

“Volunteers collected a substantial amount of rubbish, consisting mostly of drink cans and bottles and takeaway food packaging,” Mr Izzard said.

The community event was supported by the Gambier City Lions Club who provided a barbecue lunch for all volunteers.



Bethany, Matthew & Tom with some of the rubbish cleaned up on Clean Up Australia Day 2020.

Environmental Sustainability Highlights

Gambusia eradication – Railway Lands catchment area

In April 2017 Natural Resources South East (NRSE) and City of Mount Gambier translocated 200 Southern Pygmy Perch (*Nannoperca australis*) from Pick Swamp at Piccaninnie Ponds Conservation Park to the large water catchment area at the Railway Lands.

The project aimed to take a sterile pond and make it function as a native ecological system. Council staff constructed special cages that attach to the sides of the pond to hold native aquatic vegetation which the fish need for habitat. Once the habitat was in place, the Southern Pygmy Perch were caught at Pick Swamp and released in the Railway Lands pond.

In October 2018 an invasive pest fish species called Gambusia was discovered in the ponds. As a result, Council partnered with Natural Resources South East and the University of Tasmania in November 2019 in order to eradicate the Gambusia to ensure the pygmy perch can thrive in the water bodies.

“Pygmy Perch is a protected species of fish and unfortunately the Gambusia threaten the survival of the Pygmy Perch in the ponds through competition and harassment,” Environmental Sustainability Officer Aaron Izzard said.

“Gambusia breed in huge numbers - one million fish can result from a single pregnant female and her offspring over one breeding season so it’s important we work quickly to eradicate the pest species before the breeding season commences.”

The water catchment area was drained in order to rescue the remaining Pygmy Perch and eradicate the pest species.

In light of the invasion, Council and Natural Resources South East are encouraging the community to be mindful of the species and help prevent the spread of Gambusia.

“We don’t know how the Gambusia got into the Railway Lands catchment area however we ask the community to help minimise the spread by cleaning and drying all fishing and boating gear before leaving your fishing spot as they can

survive in a handful of water for up to a week,” Mr Izzard said.

The community is advised not to move Gambusia, native fish, mud, water or aquatic plants from one area to another and learn to identify Gambusia and report any possible sightings to Natural Resources South East.

“The invasion of Gambusia is a perfect example of why people shouldn’t move aquatic creatures or plants from one place to another,” Mr Izzard said.

Approximately 50 of the pigmy perch were saved and relocated back to the catchment area following the eradication of the Gambusia.



Environmental Sustainability Officer Aaron Izzard assisting with the Gambusia eradication at the Railway Lands catchment area.



A polystyrene machine has been installed at the Waste Transfer Station which melts the product to be recycled into material for new products.

Environmental events

During 2019/2020 Council again participated in many environmental events including Earth Hour. Lights were switched off at the Main Corner, City Hall, Library, Vansittart Park, Lady Nelson Brig, Railway Lands and Centenary Tower between 8:30pm and 9:30pm on Saturday 28 March 2020.

Waste and recycling activities

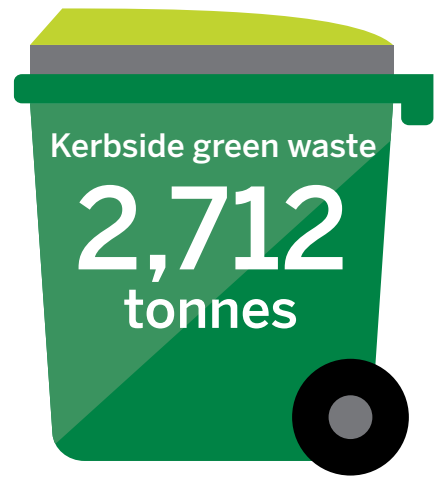
City of Mount Gambier continued to provide many activities during 2019/2020 designed to educate and assist the community to reduce waste and do the right thing for the environment. These included:

- Provision of a kitchen caddy to every organics bin subscriber and a roll of compostable bags to all new and repeat organics bin subscribers to increase the rate of food waste being diverted from landfill,
- Numerous tours of Council's waste sites - Caroline Landfill, Waste Transfer Station and the ReUse Market for school and community groups,
- Waste and recycling talks at schools and for community groups with interactive activities,
- Cleaning out of Gross Pollutant Traps (GPT) with school groups present to highlight the litter that is caught by the traps,
- Waste audits and bin tagging of household bins in order to provide feedback to the community about what they are doing well and where they can improve,
- Installation of a polystyrene recycling machine at the Waste Transfer Station. This enables residents to drop expanded polystyrene off for free to be recycled, instead of going to landfill, and
- Continued partnership with Compost Revolution to provide half price home composting gear for residents.

Waste Transfer Station



Kerbside Bins



Contractors waste
18,859 tonnes

Total to Landfill
26,211 tonnes

What is in
Mount Gambier's
rubbish bins?

Remember: you can put food
scraps in your green organics bin.

Mount Gambier ReUse Market

The Mount Gambier ReUse Market is proud to have built a number of partnerships within the community, including volunteers and students from the Independent Learning Centre, who play an active role assisting the operation of the market by sorting, recovering, upcycling, cleaning and presenting items for sale.

The market also assists to deliver waste education to community groups and schools through regular site tours, where participants see the process of recovery, recycle and reuse and mentoring Council's 'sort and save' initiative.



3,997

SALES TOTALLING
\$54,313.92

150

TONNES
DIVERTED
FROM
LANDFILL

5,000

VISITORS (APPROX)



City of Mount Gambier ReUse Market staff Tanis Alexander (left), Mick Satterley, Georgia Hood, Rebecca Mobbs, Brett Kennedy and Sarah Durbidge celebrated the ReUse Market's first birthday in 2019.

Stormwater Management

The City of Mount Gambier budgeted \$107,700 towards storm water management in 2019/2020, primarily to improve storm water infrastructure in order to reduce flooding and increase the quality of water being discharged back into the underground aquifer.

Some of the improvement projects involved the construction of additional settlement pits and drainage bores, while other projects involved the reconstruction and clean out of existing drainage infrastructure to restore the system to full working condition.

Improvement works occurred in 2019/2020 at the following locations:

- Webb Street, and
- Krummel Street.

Local Nuisance and Litter Control Act

Under the Local Nuisance and Litter Control Act 2016 City of Mount Gambier is the relevant authority for local nuisance and litter control within the council boundary.

Allowing or contributing to local nuisance or litter is a crime and has costly penalties. Some common complaints of nuisance are noise, smoke and littering.

Council officers have investigated a number of enquiries and customer requests in relation to matters which can be addressed by the Local Nuisance and Litter Control Act however at 30 June 2020 Council had not made any prosecutions under this Act.

Limestone Coast Bushfire Management Plan

The Fire and Emergency Services Act 2005 requires each of the nine South Australian Bushfire Management Committees to prepare and maintain a Bushfire Management Area Plan. Each Bushfire Management Committee will adopt a Bushfire Management Area Plan that will:

- Identify existing or potential risks to valuables from bushfire within the bushfire management area,
- Outline coordinated and cooperative bushfire prevention and mitigation strategies to achieve appropriate hazard reduction associated with bushfire management within its area,
- Identify asset or land custodians responsible for the implementation of the bushfire risk mitigation treatments, and
- Use or establish principles and standards to guide or measure the success of the bushfire management strategies and initiatives.

The Limestone Coast Bushfire Management Area Plan is available to view on the CFS website - www.cfs.sa.gov.au

Infrastructure



Street Trees

Street trees are a fundamental component of an urban environment and in general are greatly appreciated by the community.

The benefits they provide include environmental, social, health and wellbeing, economic and visual amenity. Trees also assist in maintaining and enhancing biodiversity in an urban environment by providing habitat to bird life as well as improving air quality.

The following table provides a list of the street tree plantings that were undertaken in 2019/2020:



Common name	Botanical name	Street name	Trees retained	Proposed removals	Proposed plantings	Net gain
Australian Willow	<i>Geijera parviflora</i>	Attamurra Road	0	0	30	30
Blackwood	<i>Acacia melanoxylon</i>	Attamurra Road	0	0	40	40
Box Elder	<i>Acer negundo sensation</i>	Greenridge Drive	0	0	22	22
Gawler Hybrid Bottlebrush	<i>Callistemon viminalis 'Harkness'</i>	Edward Street	0	8	21	13
Gawler Hybrid Bottlebrush	<i>Callistemon viminalis 'Harkness'</i>	Felicia Street	1	0	22	22
Designer Cherry	<i>Prunus fruticosa 'Globasa'</i>	Heriot Street	0	1	21	20
Dwarf Yellow Gum	<i>Eucalyptus leucoxydon subsp. 'Euky Dwarf'</i>	Creek Street	0	0	44	44
Little Leaf Linden	<i>Tilia cordata 'Greenspire'</i>	Magnolia Court	0	0	23	23
Purple Leaf Cherry Plum	<i>Prunus cerasifera 'nigra'</i>	Cockburn Street	5	6	40	34
Purple Leaf Cherry Plum	<i>Prunus cerasifera 'nigra'</i>	Victor Street	0	19	37	18
TOTAL			6	34	300	266

Building Fire Safety Committee

The Building Fire Safety Committee (BFSC) operates pursuant to the provisions of the Development Act 1993.

Its primary function is to:

- Achieve a reasonable standard of fire safety for the occupiers of a building,
- Ensure minimal spread of fire and smoke, and
- Ensure an acceptable firefighting environment.

The BFSC is made up of one Elected Member, Cr Paul Jenner, who is the chairperson, a member of the Metropolitan Fire Service and Level 1 accredited Building Surveyor. City of Mount Gambier Senior Building Officer Paul Gibbs provides information and advice on building related issues to the Building Fire Safety Committee that cannot be dealt with using delegated authority.

In 2019/2020 there have been no BFSC meetings held as long-standing issues have been addressed in the previous financial year.

A focused program of compliance for buildings over 500m² has been ongoing since 2018. The level of return for Essential Safety Provisions documentation has increased considerably which indicates a raised awareness of owners and operators on building fire safety matters.

Several development applications for larger buildings have been addressed under staff delegation for Building Fire Safety upgrades. These applications are assessed against the National Construction Code, bringing these buildings into alignment with current standards.

Boundary Roads

The City of Mount Gambier and the District Council of Grant share responsibility for the upkeep and management of the roads that form the boundary between the two councils.

In 2019/2020 each council contributed \$30,000 to the boundary roads program to allow for maintenance works to the road network.

The Bishop Road/Kennedy Avenue staggered T-junction was completed in conjunction with District Council of Grant as part of the 2019/2020 boundary roads program. Read more on page 65.

Infrastructure Works

The City of Mount Gambier is committed to maintaining its road network to a high standard. Approximately \$3.1 million was spent on road infrastructure upgrades in 2019/2020.

Projects included:

- Road resealing works,
- Road patching works,
- Reconstruction of sections of Alexander Street,
- Reconstruction of sections of Commercial Street East,
- Reconstruction of sections of Commercial Street West,
- Reconstruction of sections of Crouch Street North,
- Reconstruction of Kain Street,
- Reconstruction of sections of Kurrajong Street,
- Reconstruction of Lake Terrace East,
- Reconstruction of Wireless Road West, and
- New kerb and channel on Kennedy Avenue.

Crime Prevention Strategies

Council supports crime prevention and anti-social mitigation measures including:

Mount Gambier Licensing Accord

A regular forum coordinated and managed by Council involving the Liquor and Gaming Commissioner, SAPOL, hotel and club licensees and other key stakeholders.

Dry Areas

Council maintains five State Government approved dry areas within the City of Mount Gambier.

The proclaimed dry areas are:

- Mount Gambier city centre (Area 1),
- Vansittart Park Garden (Area 2)
- Vansittart Park Oval (Area 3),
- Dimjalla Park (Area 4), and
- AF Sutton Memorial Park (Area 5).

CCTV Surveillance Cameras

There are more than 30 surveillance cameras at various locations within the Mount Gambier city centre.

CCTV is a useful tool to decrease anti-social behaviour and increase public safety. Council will continue to work with SAPOL to determine areas that require the presence of increased surveillance and will continue to expand on the number of cameras installed to improve public safety.

The cameras are monitored by Mount Gambier Police and this has proven to be an effective initiative.

Footpath Construction

Council invested \$338,000 in the construction of an additional 2.3 kilometres of concrete paths throughout the city, in addition to the maintenance of paved areas.

These projects form part of Council's 10 year rolling footpath program which is designed to take into account the following:

- Urban growth,
- Change in land use,
- Requests from ratepayers, and
- Deterioration of the existing path network.

The projects that were included in the 2019/2020 program were:

- Crouch Street South - Lansell Street to Griffiths Street (east side),
- Ibis Street - Lorikeet Street to Jay Street (west side),
- Jay Street - Ibis Street to Swallow Drive (south side),
- Kain Street - McGregor Street to Suttontown Road (south side),
- Lake Terrace East - Crouch Street to Finch Street (north side),
- Pinehall Avenue - Wehl Street to Vivienne Avenue (south side),
- Wehl Street North - Woodlands Drive to Pinehall Avenue (east side), and
- Tumut Drive - Genoa Street to North Terrace (west side).

In addition to the concrete paths Council also installed numerous new ramp openings as part of the footpath program to improve the safety of road crossing by the disabled, elderly and those with prams and spent approximately \$83,000 on resurfacing existing footpaths.

Bishop Road / Kennedy Avenue staggered intersection

The intersection of Bishop Road and Kennedy Avenue in Mount Gambier was reconfigured into a staggered T intersection in April 2020.

The changes were made to improve safety following accidents and near misses due to increased traffic in the area.

The western approach to Bishop Road was staggered approximately 15 metres to the north of Kennedy Avenue to increase visibility and the distance between a sharp crest. Trees were also removed to improve the visibility of oncoming traffic.

“With Bishop Road West having been bituminised, the intersection in its previous form was a four-way intersection with reduced sight visibility on a number of approaches,” City of Mount Gambier General Manager City Infrastructure Nick Serle said.

A road safety audit was undertaken by an accredited senior road safety auditor which determined the best option to improve the safety of the intersection.

Increased traffic volumes through the intersection as a result of surrounding

residential growth and commercial development at the Marketplace shopping centre was deemed likely to increase the potential for further accidents.

“During the construction works, the team working on the reconfiguration noted more than one instance where vehicles failed to give way at the intersection and drove straight through,” Mr Serle said.

“This highlighted to the team firsthand the dangers of the intersection and just how much the new configuration will improve the safety for road users.”

With Bishop Road forming the north eastern boundary between City of Mount Gambier and District Council of Grant the \$120,000 project was jointly funded by the two council's 2019/2020 works budgets.

“In the absence of Black Spot funding, our councils collaborated to jointly fund this high priority community safety initiative. The end result is a great outcome for our communities and for the improved safety of all road users,” District Council of Grant Works Manager Adrian Schutz said.

Right: City of Mount Gambier Construction and Maintenance workers Corey Radford (left) and Glenn Lewis were part of the team who completed the staggered intersection project.



Building Division

Throughout 2019/2020 Council's building division continued to support local builders and professionals to deliver a core range of services including:

- Building rules certification of proposed development,
- Onsite audit-based inspection of construction activities,
- Approval for occupation of commercial premises,

- Maintenance of Asbestos and Essential Safety Provisions registers, and
- Administration to Council's Building Fire Safety Committee.

These duties are carried out under a series of regulations and statutory instruments adopted under the Development Act 1993 and the National Construction Code.

Council's building division records statistics regarding activities within the local construction industry which are as follows:

	2019/2020	2018/2019	2017/2018	2016/2017	2015/2016
Dwellings	72	62	102	87	85
Dwelling additions	22	21	24	24	18
Outbuildings	148	145	160	155	172
Commercial	28	57	32	22	22
Industrial	8	11	4	21	13
Signage	5	3	15	9	9
Wastewater	0	2	2	2	2
Other	80	43	52	78	61
Total number of development applications	363	344	391	398	382
Estimated total development expenditure	\$70,013,622	\$34,190,596	\$47,052,940	\$39,254,506	\$32,562,828

Council Assessment Panel

The Planning, Development and Infrastructure Act 2016 requires all councils in South Australia to establish a Council Assessment Panel (CAP) to make decisions in respect to the assessment of development applications.

In the assessment process the CAP has regard to Council's Development Plan and any advice from a referral body to determine the merits of each application.

Development applications that are referred to the CAP are usually those applications that are at serious variance to the Development Plan, are considered to be contentious and/or have received representations objecting to the development as part of the community notification process.

The CAP can also provide advice and reports to Council regarding trends, issues and other matters relating to planning and development.

This advice can emerge as a result of performing its development assessment function and in performing other duties as assigned by the Council.

The Planning, Development and Infrastructure Act requires that the membership of the CAP must be no more than five members, only one of which may be an Elected Member. All members of the CAP are appointed by Council and must have experience and/or qualifications in town planning or a similar field of expertise.

Members of the CAP:

- Mr Ian Von Stanke (Presiding Member),
- Mr Peter Seebohm,
- Mr Mark Teakle,
- Cr Paul Jenner.

During this time there remained one vacancy on the CAP.

Every two years Council seeks nominations for people to form a new CAP. A review of the Council Assessment Panel is due in 2021 or with the transition to the Planning Development and Infrastructure Act 2016.

For the 2019/2020 financial year the CAP considered 78 development applications.

The CAP holds meetings on the third Thursday of each month commencing at 5:45pm.

In January 2020 the agreed sitting fees were increased by Council to:

Ordinary meetings:

- Presiding Member
\$350 excluding GST,
- Other independent members
\$300 excluding GST,
- Council Member appointees
\$300 excluding GST.

Special meetings:

- Presiding Member
\$60 excluding GST,
- Other independent members
\$50 excluding GST,
- Elected Member appointees
\$50 excluding GST.

Where the meeting does not require the attendance of members in person and can be undertaken by phone due to a small agenda, the minor nature of items for discussion and lack of need for site inspections, the sitting fees are as follows:

- Presiding Member
\$60 excluding GST,
- Other independent members
\$50 excluding GST,
- Council Member appointees
\$50 excluding GST.

Mount Gambier Pump Track

Construction of the highly anticipated Mount Gambier Pump Track was completed at Hastings Cunningham Reserve in December 2019.

A pump track is a circuit typically about a quarter of the size of a BMX track, designed to be ridden without pedalling. Riders gain momentum by 'pumping' - using up and down body movements on the terrain transitions of the track - instead of pushing or pedalling as would occur on a traditional BMX or cycling track.

International pump track experts Velosolutions and experienced Australian trail builders supervised the construction of the track and developed the raw shape including the fill, gravel and asphalt paving.

"It has been a real team effort by everyone involved to have the track finished in a short timeframe and the crew have worked hard in all sorts of weather conditions," City of Mount Gambier General Manager City Infrastructure Nick Serle said.

Council endorsed the project following lobbying from the community for a facility of this type.

"Council has received numerous requests for this as part of consultation for the Youth Engagement Strategy and the State Government 'Fund My Neighbourhood' program," Mayor Lynette Martin said.



"We also thank and congratulate the leadership shown by the locals who have helped get this concept off the ground, particularly the Mountain Bike Club," Mayor Martin said.

The project included the right to host at least two Red Bull Pump Track World Championship qualifying meetings locally, with Mount Gambier now home to the first Velosolutions Red Bull Pump Track in Australia.

The new track is expected to provide wide-ranging benefits not just through community use but also through tourism and economic benefits for the city.

"Our city has an ideal opportunity to build on its strengths as a cycling destination which will provide economic benefit, particularly as this site is set to host not one but two events on an international stage. It's very exciting," Mayor Martin said.

The first of the Red Bull Pump Track World Championship qualifying meetings took place at the Hastings Cunningham Reserve site on Saturday 14 and Sunday 15 December 2019.

Top left: Mount Gambier Mountain Bike Club president Andrew Jones (left), club member Nick Brooks with Mayor Lynette Martin and Councillors Ben Hood, Sonya Meziniec and Frank Morello celebrate the Pump Track development commencement.

Bottom left: Mayor Martin officially opened the Pump Track and Red Bull World Cup qualifying event in December 2019.

Below: City of Mount Gambier Construction and Maintenance Coordinator Chris Habets and Parks and Gardens Coordinator Hayden Cook and Construction and Maintenance worker Darren Kain after putting the final landscaping touches on the Mount Gambier Pump Track in December 2019.



Changing Places facility constructed

The construction of a Changing Places disability toilet and change facility in Mount Gambier was completed in July 2019 as part of a \$1.7 million State Government program aimed at increasing access for people living with disability.

Changing Places are best-practice toilets that include customised features that give people with disability a dignified and purpose-built facility to use when they are out.

The Changing Places facility, located in the James Street toilet block, includes a range of features not available in standard accessible toilets, including a height adjustable adult sized change table, a tracking hoist system, non-slip flooring and space to accommodate a person using a wheelchair and up to two carers.

“City of Mount Gambier is pleased to be able to now offer a facility that delivers greater independence for our community members and visitors with a disability and peace of mind and safety for family members and carers,” City of Mount Gambier General Manager Community Wellbeing Barbara Cernovskis said.

Below: Mayor Lynette Martin, Manager Engineering Design and Contracts Daryl Morgan and General Manager Community Wellbeing Barbara Cernovskis at the Changing Places facility, opened in July 2019.



The facility is secured by a universal Master Locksmiths Access Key (MLAK) system for members of the community who meet the criteria for access.

“The integration of the MLAK key system will ensure that the integrity and cleanliness of the space is maintained, and vandalism is avoided,” City of Mount Gambier Manager Engineering Design and Contracts Daryl Morgan said.

The construction of the facility was made possible through a State Government grant to the value of \$100,000.

Below: Steplen Constructions built the facility located adjacent to the James Street toilet block.



Local Heritage Restoration Fund

The Local Heritage Restoration Fund was established by the City of Mount Gambier to assist owners of local heritage listed properties to undertake conservation work such as painting, repairs, extensions and re-roofing.

In 2019/2020 Council allocated \$20,000 for the Local Heritage Restoration Fund to 16 owners of local heritage listed properties within the city.

This is the 17th year that Council has offered grants as part of the Local Heritage Restoration Fund. Applicants demonstrated potential conservation of their local heritage property and were offered funds through the grant program.

Council is committed to protecting Mount Gambier's heritage and assisting heritage property owners to maintain their buildings.

It is important that local heritage buildings are preserved and by Council providing assistance this will ensure the character of these buildings is maintained for years to come.

Below: This property at 36 Margaret Street received funding under the Local Heritage Restoration Fund in 2019/2020 to enable repair and replacement of gutters.



Carinya Gardens Chapel and Cemetery

The gardens, chapel and surrounds of Carinya Gardens continue to provide a peaceful ambience for bereavement services.

Great pride is taken in the quality of services offered to the community at Carinya Gardens, particularly to families in a time of need.

There were 518 services conducted at the cemetery during the 2019/2020 year, compared with 481 in the previous year.

The cemetery undertook 111 burials compared with 95 the previous year, and a total of 407 cremations were performed compared to 386 in 2018/2019.

Throughout 2020 the team at Carinya have worked closely with funeral service providers to enable funerals to go ahead while adhering to COVID-19 restrictions and protocols.

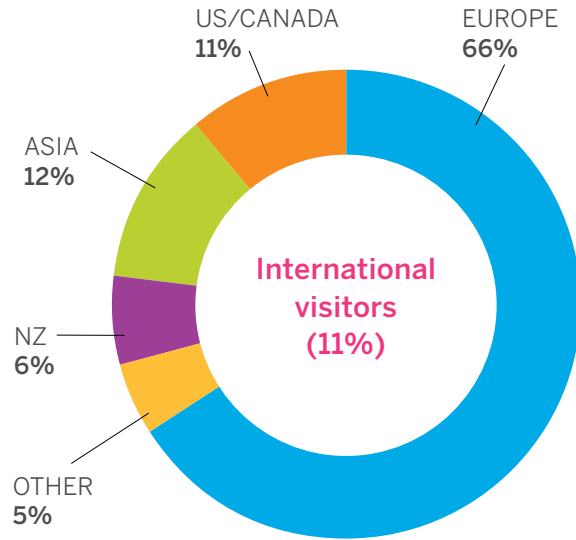
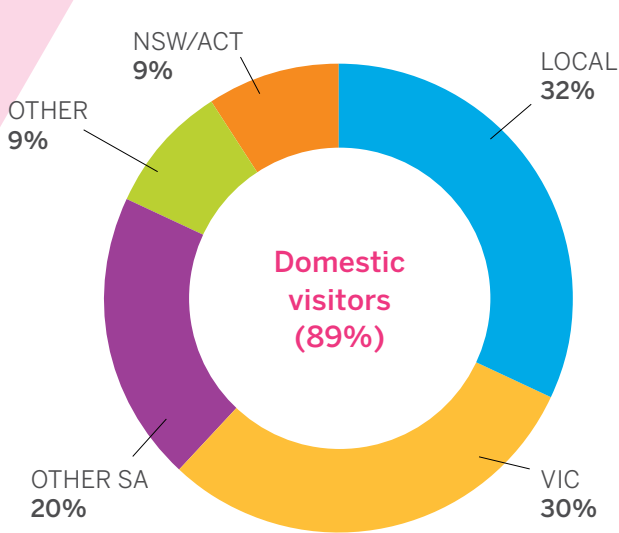
Below: As COVID-19 restrictions came into effect, the chapel at Carinya was rearranged to allow for social distancing and reduced capacities at funerals.




Tourism




Visitation to Mount Gambier






@MOUNTGAMBIER VISITORCENTRE
122 POSTS
163,351 ORGANIC REACH



46,638
VISITORS THROUGH THE DOOR


1,601
VISITORS SERVICED AT POP-UPS


@DISCOVERMOUNTGAMBIER
998,663 ORGANIC REACH
SINCE 1 JULY 2018


@DISCOVER_MOUNT_GAMBIER
#DISCOVERMOUNTGAMBIER
4,767 HASHTAG USES


DISCOVERMOUNTGAMBIER.COM.AU
74,430 TOTAL SITE VIEWS

OUR KEY CAMPAIGN
 Australian Traveller Magazine
 • *Print editorial and online displays*

SATC FEATURED CAMPAIGNS
 • Singapore Consumer Campaign
 • SATC Domestic Winter/Spring 2020 Campaign (interstate and intrastate)

OTHER PROMOTION
 • Escape Magazine
 • Great Nature, Japanese Documentary Program
 • Adelady
 • Gardening Australia
 • Channel 9 News

Visitor Services Engagement and Distribution Initiative

Advocacy expands beyond the city limits in Mount Gambier, with the implementation of the City of Mount Gambier's new visitor services engagement and distribution initiative.

As part of the new initiative, Council activated engagement with relevant destinations and their visitor services channels within South Australia and into Victoria. This initiative has been designed to develop and maintain a strong and effective network of advocates for Mount Gambier through a wider visitor centre network including Adelaide and Melbourne as key gateways.

The online and face-to-face conversations are important in the delivery of regional information, new initiatives and product updates. From there, they can better inform their visitors and advocate on behalf of Mount Gambier.

This has shown to be a beneficial initiative in building the relationships with visitor centres within South Australia and Western Victoria. A presence within these centres can influence a traveller's route and length of stay to benefit our region. Engaging with visitor servicing staff from influential regions has allowed us to expand their knowledge of our region and the products and experiences available. From discussions with visitors to our region, the visitor services team has noticed an increase in visitors obtaining the new Mount Gambier brochure and learning more about the city from engaged regions.

To ensure the Mount Gambier brand is recognised and becomes a 'must visit' destination, the initiative ensures Mount Gambier collateral is used effectively and distributed across key interstate and intrastate destinations.



| The mobile visitor servicing unit at the Blue Lake.



| The mobile visitor servicing unit on location at the Coonalpyn silo mural.

Pop-up Visitor Servicing around the City

Visitor information is now being taken 'to the people' at key attractions around the city with Mount Gambier Visitor Centre's 'pop-up' visitor servicing program.

The visitor services team adopted a new mobile visitor servicing unit brightly wrapped in eye-catching images of the region, setting up as a 'pop-up visitor service' with signage, chairs, tables and most importantly providing the latest information, with iPads, print collateral and verbal conversation. The team pop-up at tourist hotspots in Mount Gambier including the Blue Lake, Valley Lake, Mount Gambier Farmers Market and other events. This takes information to visitors in a relaxing and inviting way, encouraging them to stay longer, spend more and become advocates for Mount Gambier.

With over 5,000 visitors serviced by the pop-up service to date, the centre has seen an increase in reach and awareness regarding what our region has to experience. This initiative has provided the opportunity to reach visitors that would not otherwise come through the city centre. Visitors have stated that they will stay longer after talking to the pop-up visitor services team. This has demonstrated a clear benefit to the visitor, providing a broader positive impact on our region's visitor economy. The pop-ups provide the flexibility to reach a greater number of visitors within our region.

The pop-up visitor experience will continue to grow and develop to continue to meet the needs of visitors to Mount Gambier.

Guides of Mount Gambier Continues

The City of Mount Gambier facilitated a second round of the Guides of Mount Gambier training program throughout the summer of 2019/2020 following the success of the initial pilot initiative.

In 2018, Council successfully bid for Building Better Regions funding to develop the Guides of Mount Gambier program in collaboration with Tourism Mount Gambier. The program is a unique approach to the development of both new products for the visitor market, but also a pathway for industry development through skills development and the identification of business opportunities which will in turn grow and strengthen the visitor economy. The primary focus of the program has been to grow capability and capacity in the tourism industry that is inclusive of community.

The program was developed into a sustainable initiative and following the success of the first round, Council invested in the continuation of a second round of the program.

In 2019/2020, the City of Mount Gambier's tourism and visitor services teams engaged with industry and individuals who are passionate about Mount Gambier to recruit and train a new group of guides.

The training content aligned with the original framework developed during the pilot program, and included understanding guiding, storytelling, customer profiles and servicing, tour development, as well as infield preparation. The comprehensive and interactive training was delivered by internal professionals, as well as local trainer Di Ind (Di Monty Training Solutions) and expert storyteller and creative thinker John Pastorelli.

As an outcome of the second round of training, there were six official Guides of Mount Gambier graduates. Two members of the visitor services team participated in the Guides of Mount Gambier training, which enabled the opportunity to offer a guide service to visiting bus groups. This service is tailored to meet the customer's needs.

Following continued engagement with the initial 2018/2019 graduates, two new tour products have been developed within the region, Umpherston Possum Tours and Forage on the Coast. Both tours are bookable through AirBnB experiences.

Trainee Guides of Mount Gambier undertake practical tour guide training at Umpherston Sinkhole.



Governance



Under the Local Government Act 1999 Council is required to adopt a Community Land Management Plan for any land classified as community land that has been specifically modified or adapted for the benefit or enjoyment of the community or that is, or is to be, occupied under a lease or licence.

Community Land Management Plans are periodically prepared and/or reviewed and re-adopted for new and existing community land parcels.

New community land parcels arise when Council purchases land (that is not excluded prior to acquisition) or receives land from subdivisions (usually in the form of reserves and roads). Roads are specifically excluded from the definition of community land.

When Council prepares a new, or reviews an existing Community Land Management Plan, it undertakes public consultation in accordance with the Local Government Act prior to its adoption.

No Community Land Management Plans were adopted by Council during the 2019/2020 financial year.

Community Land Management Plans are available for inspection at the Council office.

Council has adopted a formal policy and procedure, C290 – Internal Review of Council's Decisions, in accordance with the requirements of Section 270 of the Local Government Act 1999.

The policy and procedure is reviewed during the term of each Council and was last reviewed in March 2017.

The procedure is one aspect of Council's customer-focused approach to service delivery. It provides the opportunity for any person to seek a review of a Council decision, the manner in which Council provides services to the community and to identify areas for improvement.

The Internal Review of Council Decisions procedure applies to all formal requests for review of decisions of Council, its employees or other persons acting on behalf of Council, except in instances where specific procedures are prescribed in the Local Government Act 1999 or other relevant legislation where these alternative review processes will be followed.

Section 270(8) of the Act requires Council to initiate and consider on an annual basis, and to include in the Annual Report, a report that relates to:

- The number of applications received under the provisions of Section 270,
- The kinds of matters to which the applications relate, and
- The outcome of applications.

During the 2019/2020 financial year, one formal application was received in relation to Section 270 of the Act or Council's Internal Review of Council's Decisions Policy.

An application for internal review of a Council decision was received from a property owner in relation to Council's actions and the decisions of two named officers in relation to matters associated with an adjoining property.

The matters between the two neighbours and their respective properties were varied and relatively complex, involving officers from the planning, building, health and general inspectorate areas.

Several matters were ongoing at the time the internal review application was made, and the applicant was subject to restricted access to the Council premises and Council officers arising from earlier inappropriate behaviour directed towards Council officers.

The outcome of the internal review included detailed findings and commentary relating to each of the matters raised and the Council actions associated with each, including the following further actions:

- That Council continue to work with the adjoining property owner and periodically review relevant complaint matters.
- That communications including corporate record keeping in relation to requests for service and complaints be reviewed and that appropriate systems and training be provided to Council officers to ensure that policy expectations are consistently met.
- That the Ombudsman's Unreasonable Complainant Conduct Practice Manual and Model Policy are recommended for adoption and implementation and that the related training be provided to frontline and leadership staff across the organisation.

The review included 10 other findings in relation to matters raised by the applicant, summarised as:

- There was no further action Council could take in relation to certain matters.
- Several matters were between property owners and should be dealt with accordingly, including seeking independent advice in relation to their rights and options.
- No findings were made in relation to unsubstantiated claims about the manner in which the applicant had been treated by specified Council officers.
- Restrictions on the applicant's access to Council premises and direct contact to Council officers be reviewed, and remain in place or be re-imposed if inappropriate behaviour continues.

These findings provide some insight to the challenges often encountered by Council officers in the performance of Council's powers, duties and functions, which whilst considerable, are not so extensive that Council is empowered to satisfy everyone's expectations in relation to all neighbourhood activities and situations.

The further actions arising from the internal review findings were continuing as at 30 June 2020, the final internal review report having only been completed on 29 June 2020.

Separate to the internal review, the Chief Executive Officer has undertaken investigations to try and assist the complainant using powers under the Local Nuisance and Litter Control Act. An internal and external investigation have been commissioned and both reported that no further action was possible under this legislation. The complainant has been advised of this outcome in writing.

Council Policies, Registers & Codes

Council has adopted a wide range of policies, registers and codes to assist in its administrative and decision-making processes.

Council policies, registers and codes are periodically reviewed to ensure they remain up to date with legislative requirements, Council and community expectations and emerging practices in local government.

Current council policies, registers and codes and a range of other documents required by legislation are available at the Council office and at www.mountgambier.sa.gov.au

The following policy index lists all current Council policies as at 30 June 2020.

City Infrastructure	
B150	Building - Sewer Connections, Waste Management Control and the Provision of Toilet Facilities
C355	Council Land - Irrigation
E135	Encroachments - Protection of Public during Building/Maintenance Work
E500	Provision of Council Resources to Support the Emergency Services in Emergencies
F110	Inspectorial - Fencing Costs - Contributions by Council
F175	Engineering - Footways and Crossovers
F190	Engineering Footways - Paving in City Centre Zone
R270	Road Pavement – Excavation and Re-instatement of
S115	Fencing and Stormwater Retention Basins
T120	Tree Policy
W115	Waste Management - Receival of Waste - Caroline Landfill
W125	Waste Management - Refuse Collection
Council Business Services	
A900	Asset Management
B300	Budget Framework
C200	Request for Service and Complaint
C290	Internal Review of Council's Decisions
C375	Council Vehicles - Provision and Replacement of
F225	Fraud and Corruption Prevention
P155	Privacy
P415	Prudential Management
P420	Procurement and Disposal of Land and Assets
P910	Provision of Loans or Guarantees to Community Groups
R105	Rates - Rating
R130	Rates - General Matters
R155	Rates - Rate Rebate
R180	Records Management
R200	Community Land (Reserves) Lease/Licence/Rental Arrangements

Council Business Services (continued)

R305	Risk Management Framework
S140	Street Numbering
T150	Treasury Management

City Growth

A170	Advertising and Signage
A240	Assemblies and Events on Streets and other Council Land
A515	Animal Control - Dog
A520	Animal Control
C120	Cemeteries - Carinya Gardens and Lake Terrace Cemetery
D140	Development Act - Delegations
D150	Development Act - Building Inspection
D160	Development Act - Inspection and Copying of Documents
E240	Expiation Notices - Cancellation or Waiver
F125	City Burning
F135	Flammable Undergrowth
F500	Footways and Council Land - Removal of Objects
F505	Footways and Council Land - Sales of Commodities
F510	Footways and Council Land - Fundraising and Promotion
L130	Land Divisions
L230	Licensed Premises
O110	Order Making
P135	Planning - Entertainment Venues
S120	Street Signs - Directional, Tourist and other Scenic Facility Signs
S135	Streets - Naming of

Community Wellbeing

A270	Australia Day Awards
C140	Main Corner Complex - Hire
D230	Donations - Authority to Approve Requests
H120	Historical Matters - Collection of
H125	Historical Matters - Copyright - 'The Les Hill Photographic Collection'
P195	Community Consultation and Engagement

Council Policies, Registers & Codes

Council and Committees	
C305	Caretaker Policy
C320	Council Chamber and Reception Area - Use of
C410	Conduct of Meetings (Code of Practice for Access to Meetings & Documents, Procedures, Informal Gatherings)
E115	Elections - Council Entitlement to Vote
F140	Flag Protocol
M130	Media - Statements on behalf of Council
M205	Members - Mayor - Anniversary Messages
M225	Members - Service Recognition
M265	Members - Complaints Handling Procedure
M270	Members - Mayor Seeking Legal Advice
M405	Members - Allowances, Reimbursements, Benefits and Facilities
M500	Members - Training and Development
S400	Supplementary Elections
V140	Visits by Parliamentary/Governmental Representatives
Chief Executive Officer	
C700	Corporate Branding and Identity
E200	Employees – Long Service Awards - Gifts at Resignation or Retirement
P900	Public Interest Disclosure
S175	Safe Environment
U900	Unsolicited Proposals

The following codes and registers are required in accordance with the Local Government Act 1999 and the Local Government (Elections) Act 1999;

Section of Act	
s68	Register of Interests (Members)
s79	Register of Allowances and Benefits
s105	Register of Remuneration, Salaries and Benefits
s116	Register of Interests (Officers)
s207	Community Land Register
s231	Public Road Register
s252	By-Law Register
s63	Code of Conduct for Members
s92	Code of Practice for Access to Meetings and Documents
s110	Code of Conduct for Employees

Elector Representation Review

Schedule 4 of the Local Government Act 1999 requires Council to publish in its Annual Report a statement of:

- The Council's representation quota,
- The average representation quota for councils of a similar size and type (taking into account various factors prescribed by the regulations),
- When the Council next intends to conduct a review under Chapter 3 Part 1 Division 2, and
- The procedures that are available under Chapter 3 for electors to make submissions on representation under this Act.

The following provides the required statements.

Select Outer Metropolitan & Regional Councils Composition & Elector Ratio (as at February 2020)

Council	Members	Electors	Elector Ratio
Port Augusta	10	9,491	1:949
Port Lincoln	10	10,472	1:1047
Barossa	10	14,625	1:1,462
Murray Bridge	12	17,947	1:1,495
Whyalla	10	15,369	1:1,536
Gawler	11	17,914	1:1,628
Mount Gambier	9	19,391	1:2,154
Mount Barker	11	25,596	1:2,226
Adelaide Hills	13	29,807	1:2,292

Section 12(4) of the Act outlines that a Council must ensure that all aspects of the composition of the Council are comprehensively reviewed at least once every eight years.

Council last conducted an Elector Representation Review during the 2016/2017 year with an amended composition to apply from the November 2018 Local Government Elections.

Prior to the November 2018 Local Government Elections Council comprised 10 Area Councillors with no wards and a Mayor elected by the community.

The following Council composition applied from the November 2018 Local Government Elections:

- The principal member of Council be a Mayor elected by the community,
- The Council area not be divided into wards (i.e. retain the existing 'no wards' structure), and
- The elected body of Council comprise eight Area Councillors and the Mayor.

The next representation review for the City of Mount Gambier is scheduled to occur between April 2024 and April 2025.

Elected Member Training and Development

The Local Government Act 1999 and regulations require mandatory training for Elected Members in accordance with the Local Government Association Training Standards under the following headings:

- Introduction to Local Government,
- Legal responsibilities,
- Council and committee meeting procedures, and
- Financial management and reporting.

Access to online training became available in June 2019.

It is a requirement of the Local Government Act 1999 that Elected Member mandatory training be completed within the first 12 months of the new council term (i.e. by November 2019).

The 2019/2020 budget allocation for Elected Member training and development was \$13,000 and an amount of \$8,996.26 was expended.

During 2019/2020, Elected Members were provided opportunity to participate in varied training programs and briefings, several of which were cancelled due to COVID-19.

A record of the training and briefings which were attended/undertaken between July 2019 and June 2020 is below.

Mayor Lynette Martin OAM	2 x meetings in Adelaide (same day) Town of Walkerville and City of Unley
	2019 LGA Conference and AGM (Adelaide)
	Meetings to discuss release of prisoners from the Mount Gambier Prison (Adelaide)
	Enhanced Public Speaking and Presenting for Elected Members
	Mayor's Leadership Forum (Adelaide)
	Meeting with CEO and Cr Jenner with SAFECOM and SAMFS (Adelaide)
Cr Kate Amoroso	National Local Government Councillors Mental Health Conference (Melbourne)
	Enhanced Public Speaking and Presenting for Elected Members
Cr Max Bruins	State Planning Commission Briefing (livestream)
Cr Christian Greco	Elected Member Mandatory Training Modules 1,2,3 & 4 (online)
Cr Ben Hood	LGA Leadership Program (Adelaide)
Cr Paul Jenner	SA Power Networks Public Lighting Customer Forum (Adelaide)
	2019 LGA Conference and AGM (Adelaide)
	Enhanced Public Speaking and Presenting for Elected Members
	LGA Council Assessment Panel Training
	Meeting with CEO and Mayor with SAFECOM and SAMFS (Adelaide)
	Norman Waterhouse: PDI Act – Essential Development Assessment Workshop (Millicent)
Cr Sonya Meziniec	2019 LGA Conference and AGM (Adelaide)
	State Planning Commission Briefing (livestream)
Cr Frank Morello	Nil
Cr Steven Perryman	Nil

Elected Members were also provided with the opportunity to attend 53 workshops, briefings and designated informal gatherings between July 2019 and June 2020 on matters relating to:

- Community and Recreation Hub – Community Reference Group (2)
- Strategic Property Overview and Council Controlled Tourism Assets
- Strategic Plan Review
- Community and Recreation Hub – Architects briefing (4)
- Future Committee structures
- Planning Development and Infrastructure
- Gig City update
- Lady Nelson Mobile Unit – staffing costs
- Community and Recreation Hub briefing (4)
- Waste Levy Impact and Management options
- Community and Recreation Hub – tenancies
- Public Interest Disclosure Act and Local Government Reform
- Briefing with Member for Mount Gambier, Mr Troy Bell MP (2)
- Strategic Plan themes and dates
- Arts Hub briefing
- Spare Ya Change for Kids briefing
- Tenancy and Blue Lake Golf Club matters
- Arts Collective update and Strategic Plan update
- Caroline Landfill gate fees, Waste Transfer Station fees and weed management
- Strategic Plan update
- Annual Business Plan and Budget (ABP&B) and Long Term Financial Plan (LTFP) (3)
- Council response to COVID-19
- Operational briefing on COVID-19
- Our City, Our Response (7)
- Operational briefing
- Prioritisation of administration project work (2)

- Conservation park update
- Chamber of Commerce – COVID-19 joint briefing
- Business agenda
- LCLGA tourism plan
- COVID-19 fund priorities and business survey response

Due to COVID-19 workshops, briefings and designated informal gatherings were held virtually from 30 March to 18 June 2020.

Council had the following by-laws in operation during the 2019/2020 year:

By-law No. 1	Permits and Penalties
By-law No. 2	Local Government Land
By-law No. 3	Roads
By-law No. 4	Moveable Signs
By-law No. 5	Dogs

By-laws are available on the Council website at www.mountgambier.sa.gov.au

A by-law review was conducted during the 2017/2018 financial year. Replacement by-laws numbered 1 to 5 were adopted on 19 June 2018 and commenced operation from 5 November 2018.

By-laws 1 to 5 will expire on 1 January 2026 after the seventh anniversary of their adoption, unless revoked or replaced prior to this date.

The City of Mount Gambier received and determined seven applications under the Freedom of Information Act 1991 during the 2019/2020 year.

Number of applications	7
Number of applications carried over from 2018/2019	0
Full access granted	6
Access refused	0
Withdrawn	1
Fees not paid	0
Documents otherwise available	0
Incomplete (as at 30 June 2020)	0
Applications for internal review	0
Decision confirmed	0

Enquiries or requests for information under the Freedom of Information Act 1991 should be forwarded to:

Manager Governance and Property
 City of Mount Gambier
 PO Box 56
 Mount Gambier SA 5290
city@mountgambier.sa.gov.au

An information statement in accordance with the requirements of the Freedom of Information Act 1991 is published by the City of Mount Gambier and is available to view on Council's website at www.mountgambier.sa.gov.au

Confidentiality Provisions

Council is required to report on the use of confidentiality provisions under subsections 90(2) and 91(7) of the Local Government Act.

The following tables provide the information required to be published for the 2019/2020 financial year:

Use of section 90(2) orders to exclude public and section 90(3) grounds

	No. of S90(2) orders made	(a) Personal affairs of person	(b) Commercial advantage	(c) Trade secret	(d) Prejudice commercial position	(e) Safety/security of Members/employees	(f) Maintenance of law	(g) Does not breach any law or court	(h) Legal advice	(i) Litigation may take place	(j) Info provided by Crown or Minister	(k) Tenders	(m) DPAs	(n) FOI
Totals	56 [#]	17	20	-	15	3	1	10	2	3	-	12	-	-

Use of section 91(7) orders to keep documents confidential

No. of s91(7) orders made	No. of s91(7) orders that expired, ceased to apply or were revoked	No. of s91(7) orders remaining operative at 30 June 2020
48	21*	65 [^]

[#] Some orders were made under more than one s90(3) ground, making the total number of orders less than the aggregate for all grounds.

* Includes expired, ceased and revoked orders from previous financial years.

[^] Includes 23 orders that remain operative from previous financial years.

Council meeting dates, subject, s90(3) grounds and status (as at 30 June 2020) of s91(7) orders associated with the use of confidentiality provisions during the 2019/2020 financial year.

Date of meeting	Subject of s90(2) order	s90(3) grounds	s91(7) order status (as at 30 June 2020)
16/06/2020	Commercial Rate Relief – Report No. AR20/32802	(d)	N/A
19/05/2020	Proposal from Mount Gambier Private Hospital – Report No. AR20/30776	(d)	Current
19/05/2020	Chief Executive Officer 2019/2020 Review – Report No. AR20/27208	(a)	Current
5/05/2020	Our City. Our Economy - Business Survey – Report No. AR20/26987	(d) & (g)	Current
31/03/2020	COVID-19 - Council Action Plan - Discussion – Report No. AR20/20732	(b) & (e)	Current
31/03/2020	COVID-19 - Miscellaneous Matters – Report No. AR20/20507	(a), (d), (e) & (g)	N/A
31/03/2020	COVID-19 - SA Public Health Act 2011 Delegations – Report No. AR20/19633	(e)	N/A
31/03/2020	COVID-19 and the Community and Recreation Hub – Report No. AR20/20367	(k)	Current

Confidentiality Provisions

Date of meeting	Subject of s90(2) order	s90(3) grounds	s91(7) order status (as at 30 June 2020)
31/03/2020	COVID-19 - Redeployment and Employment – Report No. AR20/20368	(a)	N/A
31/03/2020	COVID-19 - Council Rate Considerations – Report No. AR20/19861	(e)	N/A
31/03/2020	COVID-19 - Urgent Tenancy Matters – Report No. AR20/19703	(b)	N/A
17/03/2020	Selection of Professional Support for the Chief Executive Officer's Performance Review – Report No. AR20/9109	(b) & (k)	Partially Released
17/03/2020	Blue Lake Golf Club - KPI Report December Quarter 2019 – Report No. AR20/15109	(d) & (g)	Partially Released
17/03/2020	Confidentiality, Activities and the Community and Recreation Hub – Report No. AR20/15651	(f) & (g)	Current
17/03/2020	Presentation by Beach Energy – Report No. AR20/8188	(d)	Current
3/03/2020	Item 4 - Community and Recreation Hub - Request for Verbal Update - Several Matters – Report No. AR20/14687	(b) & (g)	Current
3/03/2020	Item 1 - Community and Recreation Hub - Request for Summary Listing of Company Names and Tender Prices – Report No. AR20/14664	(b), (d) & (g)	Current
18/02/2020	Notice of Motion - Community and Recreation Hub Project Control Group	(b)	Current
18/02/2020	Riddoch Art Gallery Crate Loader - Report No. AR19/62327	(b) & (k)	Current
18/02/2020	Bookmark Café - Expression of Interest - Report No. AR20/3205	(a), (b), (d) & (g)	Partially Released
17/12/2019	Blue Lake Golf Club - KPI Report September Quarter 2019 - Report No. AR19/68347	(d)	Current
17/12/2019	Notice of Motion - Mount Gambier Community and Recreation Hub – Report No. AR19/65340	(b), (g) & (k)	Current
17/12/2019	Notice of Rescission/Amendment - Item 25.9 Council Agenda 19/11/2019 – Report No. AR19/63592	(b)	Current
17/12/2019	Community and Recreation Hub Tenancies - Mount Gambier and District Netball Association - Report No. AR19/66183	(b)	Expired
17/12/2019	Community and Recreation Hub Tenancies - 42 James Street, Mount Gambier - Report No. AR19/66240	(b)	Expired
17/12/2019	Condition of The Property - Report No. AR19/62472	(g), (h) & (i)	Current
3/12/2019	Notice of Motion - Chief Executive Officer Performance Review Committee – Report No. AR19/64920	(a)	N/A
3/12/2019	Notice of Motion - Chief Executive Officers Probationary Period – Report No. AR19/64665	(a)	Current
3/12/2019	Notice of Rescission/Amendment - Chief Executive Officer Probationary Period – Report No. AR19/64660	(a)	Current
21/11/2019	Chief Executive Officer Probationary Period – Report No. AR19/59690	(a)	Current
19/11/2019	Bookmark Cafe - Expressions of Interest and Request – Report No. AR19/58946	(b) & (d)	Current

Confidentiality Provisions

Date of meeting	Subject of s90(2) order	s90(3) grounds	s91(7) order status (as at 30 June 2020)
19/11/2019	Blue Lake Golf Course - KPI Report September Quarter 2019 – Report No. AR19/50348	(d)	Current
19/11/2019	Blue Lake Holiday Park - Property Matters – Report No. AR19/54537	(b) & (d)	Partially Released
19/11/2019	Public Works Committee Report - State Government Funding for The Community and Recreation Hub – Report No. AR19/56700	(k)	Current
19/11/2019	Update on the Community and Recreation Hub Development Application – Report No. AR19/56713	(k)	Current
19/11/2019	Update on Expressions of Interest and Select Tender Processes for the Construction of the Community and Recreation Hub – Report No. AR19/54110	(k)	Current
19/11/2019	Governance Structure and Financial Delegations for the Community and Recreation Hub Project – Report No. AR19/54107	(b)	Current
19/11/2019	Operating Model Scenarios – Report No. AR19/60159	(d)	Current
19/11/2019	Summary of Costing Variations – Report No. AR19/56846	(k)	Current
19/11/2019	Scope and Specifications for the construction of the Community and Recreation Hub Project. – Report No. AR19/54112	(b) & (k)	Expired
19/11/2019	Appeal to the Environment Resources and Development Court - Development Application 381/053/2019 116 Jubilee Highway West, Mount Gambier – Report No. AR19/56264	(i)	Current
19/11/2019	Condition and Use of the Property – Report No. AR19/56339	(g), (h) & (i)	Current
19/11/2019	Review of Council Kerbside Waste Service – Report No. AR19/48838	(b)	Partially Released
19/11/2019	Notice of Motion - CEO Performance Review Committee	(a)	N/A
15/10/2019	Property - 9 Penola Road, 1-3 Lawrence Street – Report No. AR19/48305	(b)	Current
17/09/2019	Design Finalisation and Communication – Report No. AR19/46526	(k)	Expired
17/09/2019	Lease Expiry Review – Report No. AR19/43830	(a), (b) & (d)	Current
17/09/2019	Sale of Land for Non-Payment of Rates – Report No. AR19/45899	(a)	Current
17/09/2019	Sale of Land for Non-Payment of Rates – Report No. AR19/43504	(a)	Expired
17/09/2019	Sale of Land for Non-Payment of Rates – Report No. AR19/43435	(a)	Expired
17/09/2019	Sale of Land for Non-Payment of Rates – Report No. AR19/43265	(a)	Current
17/09/2019	Sale of Land for Non-Payment of Rates – Report No. AR19/41851	(a)	Current
17/09/2019	Sale of Land for Non-Payment of Rates – Report No. AR19/40344	(a)	Current
20/08/2019	Chief Executive Officer Key Performance Indicators 2019/2020 - Report No. AR19/40449	(a)	Current
16/07/2019	Community and Recreation Hub - Aquatic Facilities Scope - Update – Report No. AR19/35458	(k)	Current
16/07/2019	Aquatic Centre Management Fee and Public Fees and Charges – Report No. AR19/35515	(d)	Partially Released

Member Allowances and Reimbursements

Since the 2010 Local Government Elections Elected Member allowances have been determined by the independent Remuneration Tribunal in accordance with Section 76 of the Local Government Act 1999.

In making its determination, the Tribunal must have regard to:

- The role of members of Council as members of the Council's governing body and as representatives of the area,
- The size, population and revenue of the Council and any relevant economic, social, demographic and regional factors in the council area,
- That an allowance is not intended to amount to a salary for a member,
- That an allowance should reflect the nature of a member's office, and
- That provisions of the Local Government Act provide for reimbursement of members expenses.

Elected Member allowances for the City of Mount Gambier per 9 November 2019 are:

Council	Group 2 classification base of \$17,912
Mayoral allowance	4 x \$17,912 or \$71,080
Deputy Mayoral allowance, Presiding Member of prescribed committee	1.25 x \$17,270 or \$22,390
Members	\$17,912

Council also approved various other reimbursements of expenses to members in accordance with Section 77 of the Act, including travelling expenses (outside of Council area only), child/dependent care expenses and the annual mobile/computing device and data plan allowance. The Mayor is provided with office and executive assistance and a motor vehicle.

Council determined reimbursements for mobile/computing devices and data plans up to \$1,500 per council term and an allowance for data of \$600 per annum.

For details including limitations and conditions associated with council approved expense reimbursements refer to Council Policy M405 – Members – Allowances, Reimbursements, Benefits and Facilities adopted by Council following the 2018 Local Government Elections.

All member base and prescribed committee allowances are paid monthly and non-prescribed committee allowances are paid quarterly in arrears.

The allowances set out in the Remuneration Tribunal Determination are adjusted annually on the first, second and third anniversaries of the 2018 Local Government Elections to reflect changes in the Consumer Price Index as defined at Section 76 (15) of the Act.

Sitting fees for the Audit Committee are:

- \$100 per meeting or \$50 for any special meeting for an independent person on the Audit Committee,
- \$150 per meeting or \$100 for any special meeting for an independent Presiding Member of the Audit Committee, while Elected Members on the Audit Committee receive no sitting fee.

Finance



South Australian Local Government Grants Commission Data

The South Australian Local Government Grants Commission (SALGGC) is an independent statutory authority established under the South Australian Local Government Grants Commission Act 1992.

The SALGGC makes recommendations to the Minister for Local Government on the distribution of untied Commonwealth Financial Assistance Grants to local governing authorities in South Australia.

Grants distributed aim to compensate councils for differences between the costs of providing services and revenue raising capacity. Grants for local governing authorities (councils) in South Australia are distributed in accordance with national principles set by the Commonwealth Local Government (Financial Assistance) Act 1995. Councils may choose to have higher or lower levels of service according to their own priorities. The grants are untied and may be spent according to community priorities.

The SALGGC aims to equalise councils' financial capacity to provide a similar level of service to their communities. Equalisation refers to the financial capacity of the council, it does not mean that the level of service must be equal.

Pursuant to the Local Government Act, all South Australian councils are required to submit an annual information return along with their audited annual financial statements to the Commission.

From this information the SALGGC prepares and distributes comparative data on each council, commonly referred to as the Grants Commission database reports.

The SALGGC website includes other database reports for the Local Government sector. Refer to www.dpti.sa.gov.au/local_govt/LGGC

Strategic Financial Management and Sustainability

Council’s financial management and sustainability focus has been based on the implementation of an integrated planning and budgeting framework. This is a holistic approach to ensure Council’s functions, services and programs are aligned to meet the needs and expectations of Council and the community as articulated in the 2020-2024 Strategic Plan and related strategies and initiatives.

This integrated approach ensures that Council’s strategic directions can be translated and cascaded into financial terms and guide the direction of Council in a financially sustainable manner over a period of at least 10 years. The Long Term Financial Plan (LTFP) provides a comprehensive understanding of the impacts that decisions made today have on the future. The Asset Management Plan (AMP) focuses on future expenditure for new assets and the renewal of existing assets over a period of at least 10

years. It also encompasses planned and reactive maintenance of our assets and significantly influences the LTFP.

Council has maintained strategic financial discipline with the 2019/2020 key indicators being in alignment with the budget and reasonable compared to the local government targets. COVID-19 related initiatives in the last quarter of the 2019/2020 financial year resulted in an overall net deficit, impacting the operating surplus ratio for the year. Council’s LTFP and AMP are reviewed periodically in accordance with legislative requirements and are available on Council’s website.

Council’s 2019/2020 operating surplus ratio sits within the local government target range of 0 - 10%. Council has a low level of financial liabilities (borrowings) and consequently the financial liability ratio has been reducing over time, but is forecast to increase with the Community and Recreation Hub development.

Financial ratios	Local Govt. target	2019/2020 actual	2018/2019 actual
Operating surplus ratio	0% - 10%	(1.7%)	1.4%
Net financial liabilities ratio	0% - 100%	18%	11%
Asset sustainability ratio	90% - 110%	105%	68%

Annual Business Plan and Budget

The City of Mount Gambier Annual Business Plan and Budget are statements of the planned strategies, programs and financial outcomes for the financial year and were developed with reference to the Community Plan, LTFP and AMP.

Development of the Annual Business Plan and Budget is a fundamental component within the integrated planning and budgeting framework. The framework links Council’s strategic suite of documents including the strategies, plans and initiatives with the budgeting process ensuring alignment and an optimal mix of services,

programs, infrastructure and facilities are delivered with the LTFP and budget parameters.

The Annual Business Plan and Budget defines the objectives for the financial year, the services, programs and activities required to deliver these objectives and how performance will be monitored and measured.

Budget Analysis

Council's financial statements report an operating deficit of (\$550,000) for 2019/2020 (2018/2019: surplus of \$437,000). This compares to a budgeted operating deficit of (\$367,000) (2018/2019 : surplus of \$226,000) and represents a variance of \$183,000 or 0.55% of total operational expenses for the year.

The 2019/2020 financial year was impacted by Council initiatives in the second half of the financial year due to 'Our City. Our Response' COVID-19 initiatives and actions. The following provides an overview of the major variances against the operating result budget, showing a total decrement of \$183,000:

- COVID-19 Community Development Fund (\$344,000), rates remissions (\$176,000), recovery plan labour hire employees (\$64,000), sport and community facilities lease waivers (\$29,000) – Total \$613,000.
- Additional operational expenditure (\$411,000), Caroline Landfill disposal fees (\$355,000), solid waste levy (\$155,000), reduced interest revenue (\$39,000) and multiple additional Council approved expenditure items (\$238,000) – Total: \$1,198,000.
- Reduced expenditure and savings in multiple operational areas (\$1,217,000), deferral of funding for economic development strategies (\$50,000) – Total: \$1,117,000.

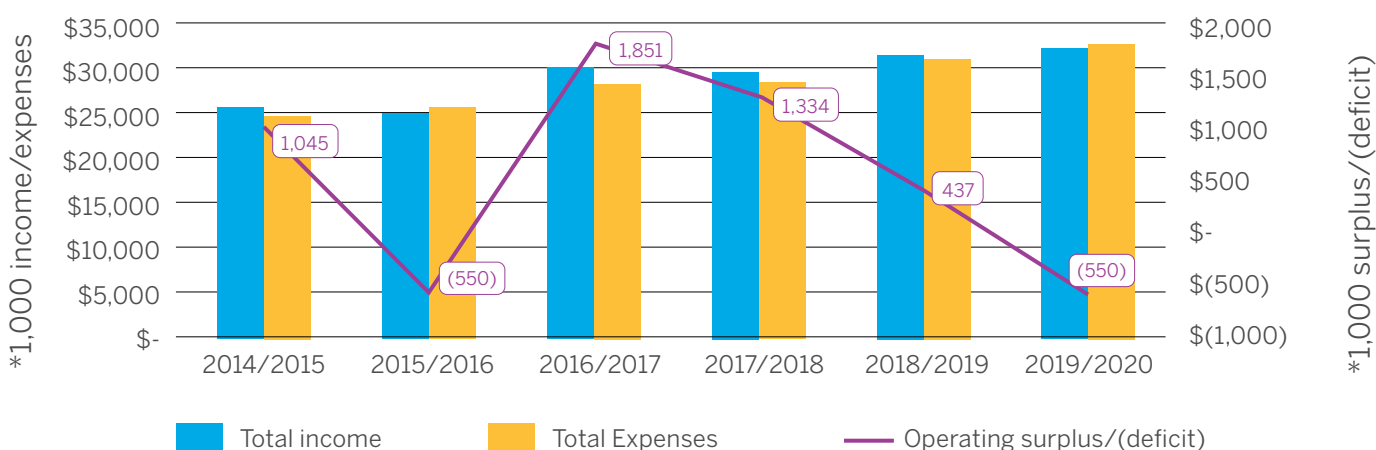
- Additional income from developments (\$139,000), SAPN Australian Regulator (\$186,000) and others (\$170,000) – Total: \$645,000.
- Reductions in rates income due to capital value adjustments (\$57,000).
- Additional Community and Recreation Hub related works (\$77,000).

With the development of the Community and Recreation Hub, the 2019/2020 financials also include, under comprehensive income, the impairment of the Aquatic Centre assets by \$1,560,000 of which \$1,233,000 was offset against the revaluation reserve and \$327,000 impacted other comprehensive income. The revaluation of Council's assets resulted in net increments of \$1,237,000 per June 2020.

Additionally, Council capitalised \$2,080,000 under capital works-in-progress in relation to the design and development of the Community and Recreation Hub, \$540,000 of which was rolled over from the 2018/2019 financial year. With the impending awarding of the contract this project will begin to have substantial impact on Council's work program and financial ratios in 2020/2021.

Council aims to return an operating surplus on average over multiple years, although timing of projects will create some volatility. The results from the last seven years is shown in the below graph.

Operating income, expenses and surplus/(deficit)



Procurement and Competitive Tendering

The City of Mount Gambier's Procurement Policy, Framework and Administrative Procedure reflects Council's commitment to obtaining value for money in the expenditure of public funds to ensure ethical, accountable and transparent practices in the purchase of goods and contracting out of services and competitive tendering.

The procurement process involves three broad stages;



This structured approach aligns Council's needs, improves the efficiency and effectiveness of Council's procurement process and focuses on an outcomes driven solution.

National Competition Policy

The National Competition Policy seeks to remove competitive advantages and disadvantages that arise solely through the ownership differences between public sector and private sector organisations.

There are no significant business activities with an annual gross operating income of \$2 million to disclose or that are considered significant to Council's core business activities.

Council received no complaints during the 2019/2020 financial year alleging a breach of competitive neutrality.



236

PREQUALIFIED CONTRACTORS

(REGISTERED WITH COUNCIL FOR MINOR WORKS AND SERVICES)

70% LOCAL CONTENT



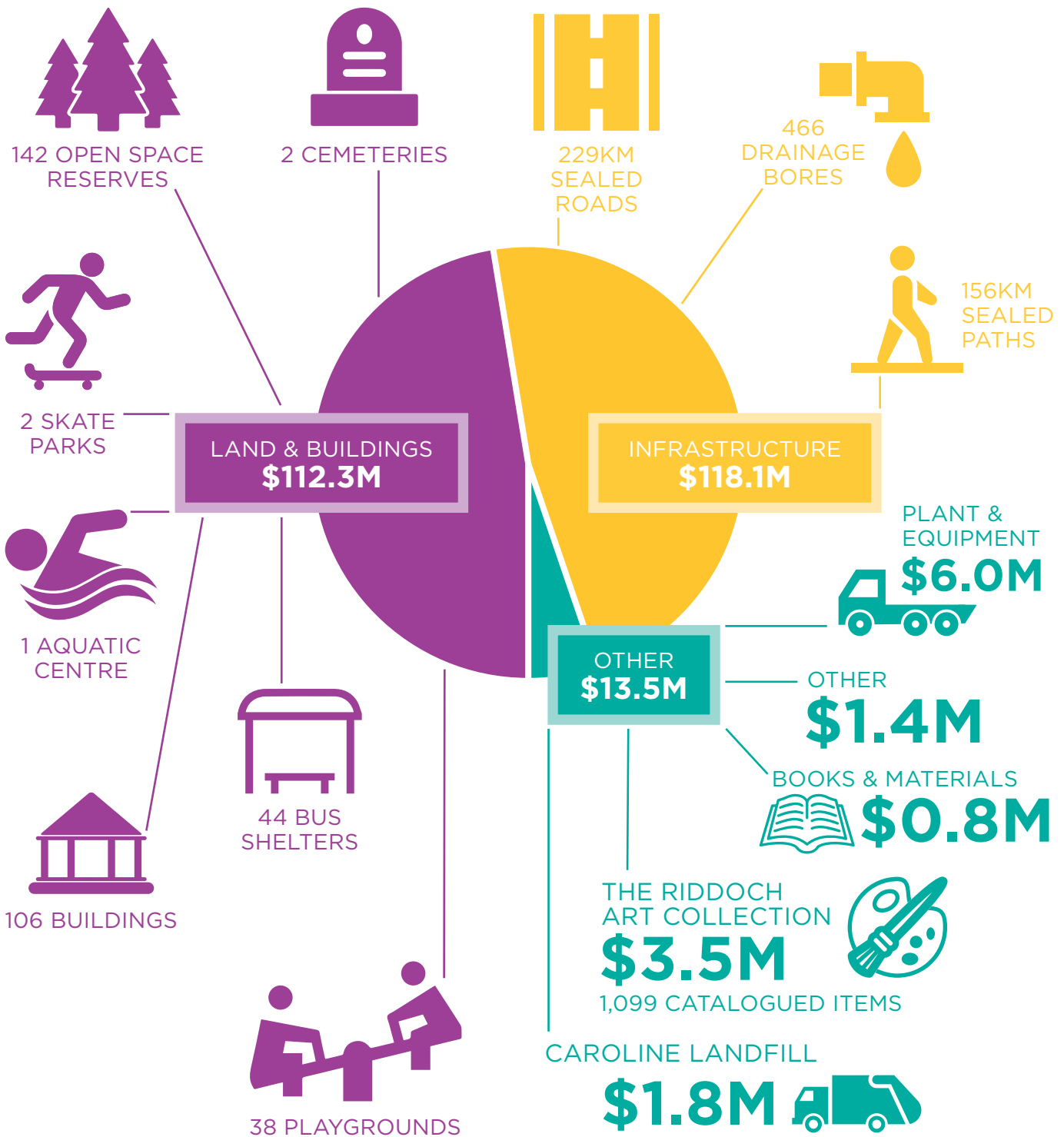
24

TENDERED CONTRACTS

67% AWARDED LOCALLY



TOTAL ASSET VALUE \$243.9M



Rates

To deliver services, programs and activities in 2019/2020, Council approved an increase in the overall general gross rate revenue equivalent to 4.5%.

The overall percentage increase included a growth component (i.e. new developments, new assessments) of 0.24% and a nominal increase of 4.26%. For the average residential ratepayer, the rate increase equated to approximately \$50 per annum (2018/2019: \$43), bringing the average annual residential rate to \$1,238.

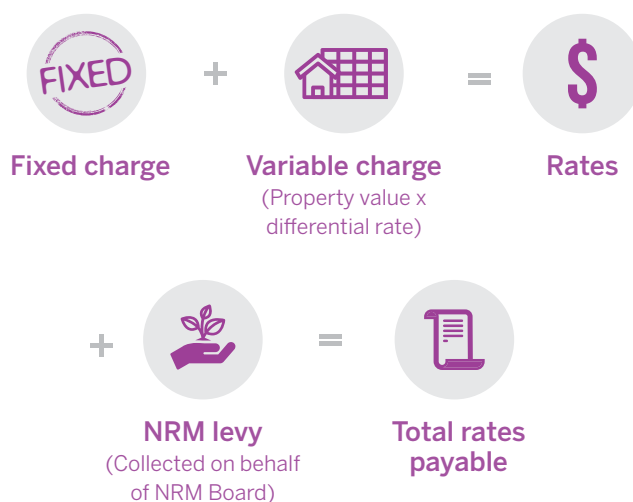
Average rates	2019/2020*
SA metro councils	\$1,643
SA rural councils	\$1,438
City of Mount Gambier	\$1,238

In 2019/2020 City of Mount Gambier ratepayers paid approximately \$200 less in residential rates on average, in comparison to other rural councils in South Australia*.

**Based on the Local Government of South Australia rates survey 2019/2020.*

How rates are determined

Council's rating strategy uses a combination of a fixed charge on every rateable property and a differential or variable rating system, based on land use, when calculating general rates.



City of Mount Gambier uses valuations from the State Valuation Office. The rate in the dollar determines how much is payable according to how much the property is worth. The fixed charge component was \$682.70 in 2019/2020 (2018/2019: \$655.20), applicable to every rateable property, raising just under half (45%) of Council's gross general rate revenue. The variable rating component that raises the remainder (55%) is determined by multiplying the individual property value by the differential rate in the dollar adopted for each separate land use category, i.e. residential, commercial, industrial, primary production, vacant land or other land use.

As part of Council's rating strategy a range of rate relief measures are available upon application.

Auditors and Audit Committee

The City of Mount Gambier Annual Financial Statements for 2019/2020 were audited by Galpins Accountants Auditors and Business Consultants who were appointed as external auditors in August 2016 for a five year term pursuant to Section 128 of the Local Government Act 1999.

Remuneration paid or payable during 2019/2020 to the auditors for work performed for the annual audit of Council's financial statements pursuant to Section 128 of the Act was \$25,700.

Council's Audit Committee held four meetings in the 2019/2020 financial year, two of which were attended by the Galpins' audit partner.

The Audit Committee established an annual works program including the review of:

- Terms of Reference,
- Internal Controls, Risks and Improvement Plans,
- Infrastructure and Asset Management Plans and Asset Management Strategy,
- Long Term Financial Plan,
- Annual Business Plan and Budget,
- External Audit - Interim review and management letter / statutory external audit and report on financial results/ external auditors' performance and overall effectiveness,
- Annual Financial Statements,
- Quarterly budget reviews,
- Crisis management arrangements,
- Policy reviews,
- Audit Committee self-assessment,
- Review of Audit Committee member appointments, and
- Other relevant items, including COVID-19.

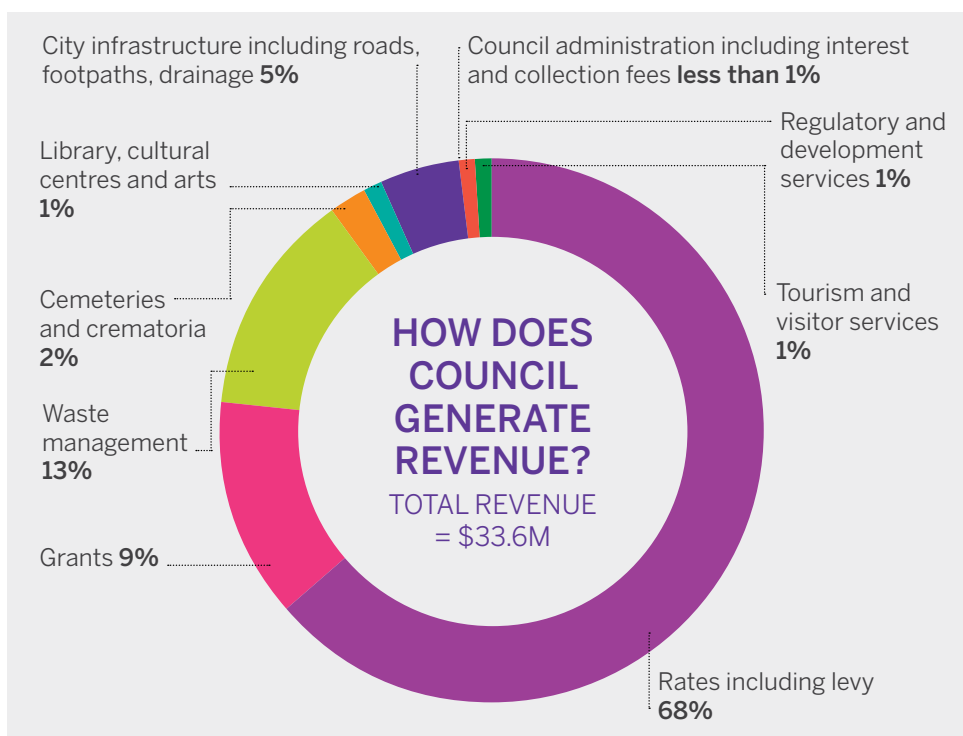
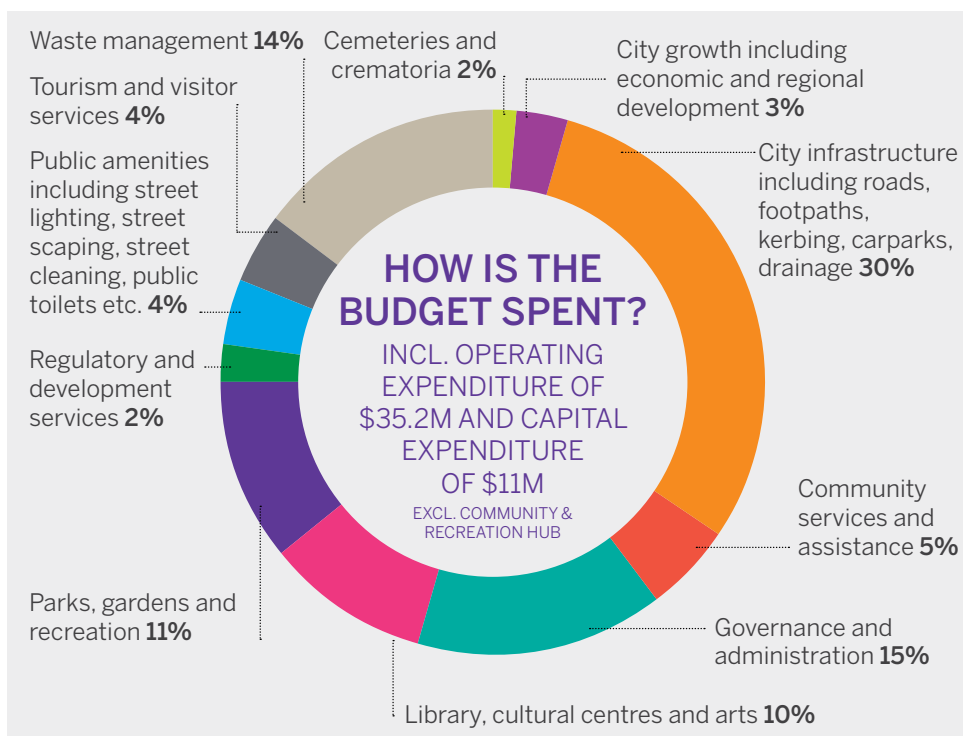
Audit Committee member attendance was as follows:

Committee member	Attendance
Presiding Member: Cr S Meziniec	4/4
Ms A Kain	2/4
Mr P Duka	4/4

Information regarding sitting fees for the Audit Committee can be found under 'Members Allowances and Reimbursements' in the Governance section of this report.

Projections and Target for 2020/2021 Financial Year

The Annual Business Plan and Budget for 2020/2021 includes \$35.2 million operating expenditure, \$11 million capital expenditure, \$26.8 million for partial construction of the Community and Recreation Hub and \$33.6 million in revenue.



The core services include \$4.2 million for maintenance of parks, gardens and reserves, \$2.4 million for the footpath construction and maintenance program, \$5.9 million for roads and drainage, \$2.0 million for kerbside waste and recycling collection and disposal and \$0.5 million for public amenities and streetscaping.

Annual Financial Statements

for the year ended 30 June 2020

Table of contents

Council Certificate	99	
Principal Financial Statements		
Statement of Comprehensive Income	100	
Statement of Financial Position	101	
Statement of Changes in Equity	102	
Statement of Cash Flows	103	
Notes to, and forming part of, the Principal Financial Statements		
Note 1	Significant accounting policies	104
Note 2	Income	111
Note 3	Expenses	113
Note 4	Gain & (loss) on asset disposal	114
Note 5	Current assets	115
Note 6	Non-current assets	115
Note 7	Infrastructure, property, plant and equipment	116
Note 8	Liabilities	121
Note 9	Reserves	122
Note 10	Reconciliation of Cash Flow Statement	123
Note 11	Functions	124
Note 12	Financial instruments	126
Note 13	Capital Expenditure Commitments	128
Note 14	Financial indicators	129
Note 15	Uniform presentation of finances	130
Note 16	Leases	131
Note 17	Superannuation	132
Note 18	Contingencies & assets & liabilities not recognised in the balance sheet	133
Note 19	Related party disclosure	134
Note 20	Events after the Statement of Financial Position date	134
Council Certificate of Audit Independence	135	
Audit Report - Financial Statements	136	
Audit Report - Internal Controls	138	
Audit Certificate of Audit Independence	140	

Annual Financial Statements for the year ended 30 June 2020

City of Mount Gambier

Annual Financial Statements for the year ended 30 June 2020

Certification of Financial Statements

We have been authorised by the Council to certify the financial statements in their final form. In our opinion:

- the accompanying financial statements comply with the *Local Government Act 1999*, *Local Government (Financial Management) Regulations 2011* and Australian Accounting Standards.
- the financial statements present a true and fair view of the Council's financial position at 30 June 2020 and the results of its operations and cash flows for the financial year.
- internal controls implemented by the Council provide a reasonable assurance that the Council's financial records are complete, accurate and reliable and were effective throughout the financial year.
- the financial statements accurately reflect the Council's accounting and other records.



Andrew Meddle
CHIEF EXECUTIVE OFFICER



Lynette Martin
MAYOR

Statement of Comprehensive Income

for the year ended 30 June 2020

	Notes	2020 \$'000	2019 \$'000
INCOME			
Rates	2	22,138	21,432
Statutory charges	2	523	426
User charges	2	5,318	5,021
Grants, subsidies and contributions	2	4,227	4,435
Investment income	2	55	86
Reimbursements	2	38	19
Other income	2	439	417
Total Income		32,738	31,836
EXPENSES			
Employee costs	3	12,230	11,800
Materials, contracts & other expenses	3	13,263	11,972
Depreciation, amortisation & impairment	3	7,625	7,424
Finance costs	3	170	203
Total Expenses		33,288	31,399
OPERATING SURPLUS / (DEFICIT)		(550)	437
Asset disposal & fair value adjustments	4	(472)	(594)
Amounts received for new or upgraded assets	2	-	105
Physical resources received free of charge	2	737	159
NET SURPLUS / (DEFICIT)			
transferred to Equity Statement		(285)	107
Other Comprehensive Income			
<i>Amounts which will not be reclassified subsequently to operating result</i>			
Changes in revaluation surplus - infrastructure, property, plant & equipment		-	56
Impairment (expense) / recoupments offset to asset revaluation reserve	3	(327)	-
Total Other Comprehensive Income		(327)	56
TOTAL COMPREHENSIVE INCOME		(612)	163

This Statement is to be read in conjunction with the attached notes.

Statement of Financial Position

for the year ended 30 June 2020

	Notes	2020 \$'000	2019 \$'000
ASSETS			
Current assets			
Cash and cash equivalents	5	4,406	6,069
Trade & other receivables	5	2,034	1,867
Inventories	5	55	27
Total current assets		6,495	7,963
Non-current assets			
Infrastructure, property, plant & equipment	7	244,262	244,752
Other non-current assets	6	2,581	789
Total non-current assets		246,843	245,541
Total assets		253,338	253,504
LIABILITIES			
Current liabilities			
Trade & other payables	8	2,849	3,017
Borrowings	8	558	195
Provisions	8	2,557	2,338
Total current liabilities		5,964	5,550
Non-current liabilities			
Borrowings	8	2,189	2,377
Provisions	8	3,863	3,650
Total non-current liabilities		6,052	6,027
Total liabilities		12,016	11,577
NET ASSETS		241,322	241,927
EQUITY			
Accumulated surplus		64,986	65,609
Asset revaluation reserves	9	175,462	175,458
Other reserves	9	874	860
TOTAL EQUITY		241,322	241,927

This Statement is to be read in conjunction with the attached notes.

Statement of Changes in Equity for the year ended 30 June 2020

	Notes	Accumulated surplus \$'000	Asset revaluation reserve \$'000	Other reserves \$'000	Total equity \$'000
2020					
Balance at end of previous reporting period		65,609	175,458	860	241,927
Net surplus / (deficit) for the year		(285)			(285)
Other Comprehensive Income					
Gain on revaluation of infrastructure, property, plant & equipment			1,237		1,237
Impairment (expense) / recoupments offset to asset revaluation reserve	9	(327)	(1,233)		(1,560)
Adjustment due to compliance with revised accounting standard	1	3			3
Transfers between reserves	9	(14)		14	-
Balance at end of period		64,986	175,462	874	241,322
2019					
Balance at end of previous reporting period		65,515	175,402	847	241,764
Net surplus / (deficit) for the year		107			107
Other Comprehensive Income					
Gain on revaluation of infrastructure, property, plant & equipment			56		56
Transfers between reserves		(13)		13	-
Balance at end of period		65,609	175,458	860	241,927

Statement Cash Flows

for the year ended 30 June 2020

	Notes	2020 \$'000	2019 \$'000
CASH FLOWS FROM OPERATING ACTIVITIES			
Receipts			
Rates - general & other		21,957	21,388
Fees & other charges		524	426
User charges		5,696	5,459
Investment receipts		57	86
Grants utilised for operating purposes		4,227	4,435
Reimbursements		42	21
Other revenues		1,002	446
Payments			
Employee costs		(11,915)	(11,629)
Materials, contracts & other expenses		(14,293)	(12,981)
Finance payments		(170)	(161)
Net cash provided by (or used in) Operating Activities		7,127	7,490
CASH FLOWS FROM INVESTING ACTIVITIES			
Receipts			
Amounts specifically for new or upgraded assets		-	105
Sale of replaced assets		385	359
Sale of surplus assets		72	-
Repayments of loans by community groups		18	17
Payments			
Expenditure on renewal/replacement of assets		(5,627)	(4,006)
Expenditure on new/upgraded assets		(3,813)	(2,265)
Net cash provided by (or used in) Investing Activities		(8,965)	(5,790)
CASH FLOWS FROM FINANCING ACTIVITIES			
Payments			
Repayments of borrowings		175	(218)
Net cash provided by (or used in) Financing Activities		175	(218)
Net increase / (decrease) in cash held		(1,663)	1,482
Cash & cash equivalents at beginning of period	10	6,069	4,587
Cash & cash equivalents at end of period	10	4,406	6,069

This Statement is to be read in conjunction with the attached notes.

Notes to and forming part of the Financial Statements for the year ended 30 June 2020

Note 1 - Significant accounting policies

The principal accounting policies adopted in the preparation of the financial report are set out below. These policies have been consistently applied to all the years presented, unless otherwise stated.

1 Basis of preparation

Compliance with Australian Accounting Standards

This general purpose financial report has been prepared on a going concern basis using the historical cost convention in accordance with Australian Accounting Standards as they apply to not-for-profit entities, other authoritative pronouncements of the Australian Accounting Standards Board, Interpretations and relevant South Australian legislation.

The financial report was authorised by Council for issue by certificate under regulation 14 of the *Local Government (Financial Management) Regulations 2011* dated 20 October 2020.

Critical accounting estimates

The preparation of financial statements in conformity with Australian Accounting Standards requires the use of certain critical accounting estimates, and requires management to exercise its judgement in applying Council's accounting policies. Particular areas involving a higher degree of judgement or complexity include the estimation of future payments and timing in relation to the landfill restoration liability. Further information in relation to the estimation of these liabilities are given to in the relevant sections of these Notes.

Rounding

All amounts in the financial statements have been rounded to the nearest thousand dollars (\$'000).

2 The Local Government reporting entity

City of Mount Gambier is incorporated under the SA *Local Government Act 1999* and has its principal place of business at 10 Watson Terrace, Mount Gambier. These financial statements include the Council's direct operations and all entities through which Council controls resources to carry on its functions. In the process of reporting on the Council as a single unit, all transactions and balances between activity areas and controlled entities have been eliminated.

3 Income recognition

The Council recognises revenue under AASB 1058 *Income of Not-for-Profit Entities* (AASB 1058) or AASB 15 *Revenue from Contracts with Customers* (AASB 15) when appropriate. In cases where there is an 'enforceable' contract with a customer with 'sufficiently specific' performance obligations, the transaction is accounted for under AASB 15 where income is recognised when (or as) the performance obligations are satisfied (i.e. when it transfers control of a product or service to a customer). Revenue is measured based on the consideration to which the Council expects to be entitled in a contract with a customer. In other cases, AASB 1058 applies when a not-for-profit (NFP) entity enters into transactions where the consideration to acquire an asset is significantly less than the fair value of the asset principally to enable the entity to further its objectives. The excess of the asset recognised (at fair value) over any 'related amounts' is recognised as income immediately, except in the case where a financial asset has been received to enable the council to acquire or construct a recognisable non-financial asset that is to be controlled by the council. In this case, the council recognises the excess as a liability that is recognised over time in profit and loss when (or as) the entity satisfies its obligations under the transfer.

In recent years the payment of untied financial assistance grants (financial assistance grants / local roads / supplementary grants) has varied from the annual allocation as shown in the following table:

Notes to and forming part of the Financial Statements for the year ended 30 June 2020

Note 1 - Significant accounting policies

	Cash received/ revenue '000	Annual allocation '000	Revenue increase/ (decrease) '000
2017-18	\$3,172	\$3,018	\$154
2018-19	\$3,952	\$3,303	\$649
2019-20	\$3,384	\$3,546	(\$161)

Because these grants are untied, the Australian Accounting Standards require that payments be recognised upon receipt. Accordingly, the operating results of these periods have been distorted compared to those that would have been reported had the grants been paid in the year to which they were allocated.

The operating surplus ratio disclosed in note 14 has also been calculated after adjusting for the distortions resulting from the differences between the actual grants received and the grants entitlements allocated.

The actual amounts of untied grants received during the reporting periods (including the advance allocations) are disclosed in note 2.

Construction works undertaken by Council for third parties are generally on an agency basis where the third party reimburses Council for actual costs incurred, and usually do not extend beyond the reporting period. Reimbursements not received are recognised as receivables and reimbursements received in advance are recognised as "payments received in advance".

4 Cash, cash equivalents and other financial instruments

Cash and cash equivalents include all amounts readily convertible to cash on hand at Council's option with an insignificant risk of changes in value with a maturity of three months or less from the date of acquisition.

Receivables for rates and annual charges are secured over the subject land, and bear interest at rates determined in accordance with the *Local Government Act 1999*. Other receivables are generally unsecured and do not bear interest.

All receivables are reviewed as at the reporting date and adequate allowance made for amounts the receipt of which is considered doubtful.

All financial instruments are recognised at fair value at the date of recognition, except for trade receivables from a contract with a customer, which are measured at the transaction price. A detailed statement of the accounting policies applied to financial instruments forms part of note 12.

5 Inventories

Inventories held in respect of stores have been valued by using the weighted average cost on a continual basis, after adjustment for loss of service potential. Inventories held in respect of business undertakings have been valued at the lower of cost and net realisable value.

6 Infrastructure, property, plant and equipment (IPP&E)

Initial recognition

All assets are initially recognised at cost. For assets acquired free of charge or at a nominal consideration, cost is determined as fair value at the date of acquisition.

All non-current assets purchased or constructed are capitalised as the expenditure is incurred and depreciated as soon as the asset is held "ready for use". Cost is determined as the fair value of the assets given as consideration plus costs incidental to the acquisition, including architects' fees and engineering design fees and all other costs incurred. The cost of non-current assets constructed by the Council includes the cost of all materials used in construction, direct labour on the project and an appropriate proportion of variable and fixed overhead.

Materiality

Assets with an economic life in excess of one year are only capitalised where the cost of acquisition exceeds materiality thresholds established by Council for each type of asset. In determining (and in annually reviewing) such thresholds, regard is had to the nature of the asset and its estimated service life.

Notes to and forming part of the Financial Statements for the year ended 30 June 2020

Note 1 - Significant accounting policies (continued)

Examples of capitalisation thresholds applied during the year are given in note 7. No capitalisation threshold is applied to the acquisition of land or interests in land or the Riddoch art collection.

Subsequent recognition

The revaluation model is applied for the asset classes land, buildings & structures, waste management, infrastructure and the Riddoch art collection. The cost model is applied to the asset classes of plant & equipment, office equipment and other.

All revaluation model asset classes are revalued on a regular basis such that the carrying values are not materially different from fair value. The latest revaluations occurred in 2020 for land (every second year), in 2020 for buildings & structures (every fourth year), in 2018 for infrastructure (every third year), in 2020 for waste management (annually) and in 2018 for the Riddoch art collection (every fourth year).

For infrastructure and other asset classes where no active market exists, fair value is determined to be the current replacement cost of an asset less, where applicable, accumulated depreciation calculated on the basis of such cost to reflect the already consumed or expired future economic benefits of the asset. Significant uncertainties exist in the estimation of fair value of a number of asset classes including land, buildings & other structures and infrastructure. Further detail of existing valuations, methods and valuers is provided in note 7.

Depreciation of non-current assets

Other than land and the Riddoch art collection, all infrastructure, property, plant and equipment assets recognised are systematically depreciated over their useful lives on a straight-line basis, which in the opinion of Council, best reflects the consumption of the service potential embodied in those assets. Waste management assets are depreciated on an asset capacity in use basis.

Depreciation methods, useful lives and residual values of classes of assets are reviewed annually.

Major depreciation periods for each class of asset are shown in note 7. Depreciation periods for infrastructure assets have been estimated based on the best information available to Council, but appropriate records covering the entire life cycle of these assets are not available, and extreme care should be used in interpreting financial information based on these estimates.

Impairment

Assets that have an indefinite useful life are not subject to depreciation and are reviewed annually for impairment. Assets carried at fair value whose future economic benefits are not dependent on the ability to generate cash flows, and where the future economic benefits would be replaced if Council were deprived thereof, are not assessed for impairment.

Other assets that are subject to depreciation are reviewed for impairment whenever events or changes in circumstances indicate that the carrying amount may not be recoverable. An impairment loss is recognised for the amount by which the asset's carrying amount exceeds its recoverable amount (which is the higher of the present value of future cash outflows or value in use).

Where an asset that has been revalued is subsequently impaired, the impairment is first offset against such amount as stands to the credit of that class of assets in Asset Revaluation Reserve, any excess being recognised as an expense.

7 Payables

Goods and services

Creditors are amounts due to external parties for the supply of goods and services and are recognised as liabilities when the goods and services are received. Creditors are normally paid on vendor's terms with a maximum of 30 days after the month of invoice. No interest is payable on these amounts.

NOTES TO AND FORMING PART OF THE FINANCIAL STATEMENTS FOR THE YEAR ENDED 30 JUNE 2020

Note 1 - Significant accounting policies (continued)

—

Payments received in advance and deposits

Amounts (with the exception of some grants) received from external parties in advance of service delivery, and security deposits held against possible damage to Council assets, are recognised as liabilities until the service is delivered or damage reinstated, or the amount is refunded as the case may be.

8 Borrowings

Borrowings are initially recognised at fair value, net of transaction costs incurred and are subsequently measured at amortised cost. Any difference between the proceeds (net of transaction costs) and the redemption amount is recognised in the income statement over the period of the borrowings using the effective interest method.

9 Provisions

Employee benefit provisions

Salaries, wages & compensated absences

Liabilities for employees' entitlements to salaries, wages and compensated absences expected to be paid or settled within 12 months of reporting date are accrued at nominal amounts (including payroll based oncosts) measured in accordance with AASB 119.

Liabilities for employee benefits not expected to be paid or settled within 12 months are measured as the present value of the estimated future cash outflows (including payroll based oncosts) to be made in respect of services provided by employees up to the reporting date. Present values are calculated using government guaranteed securities rates with similar maturity terms.

Weighted average discount rate
2.5% (2019: 2.5%)

Weighted average settlement period
3 years (2019: 3 years)

No accrual is made for non-vesting sick leave as Council experience indicates that, on average, sick leave taken in each reporting period is less than the entitlement accruing in that period, and this experience is expected to recur in future reporting periods. Council does

not make payment for untaken non-vesting sick leave.

An accrual is made for vesting sick leave and Council does make payment for vesting sick leave in accordance with the Enterprise Bargaining Agreement for AWU employees.

Superannuation

The Council makes employer superannuation contributions in respect of its employees to the superannuation fund selected by the employee. The default superannuation fund is Statewide Super. The fund has two types of membership, each of which is funded differently. No changes in accounting policy have occurred during either the current or previous reporting periods. Details of the accounting policies applied and Council's involvement with the schemes are reported in note 17.

Provisions for reinstatement, restoration, rehabilitation, etc.

Council operates the Caroline landfill site, incorporating cells which require capping upon complete fill. Capping and restoration costs can include the dismantling and demolition of infrastructure, the removal of residual materials and the remediation and rehabilitation of disturbed areas. Estimated close capping and restoration costs are provided for in the accounting period when the obligation arising from the related disturbance occurs, and are carried at the net present value of estimated future costs.

Although estimated future costs are based on a closure plan, such plans are based on current environmental requirements and construction costs estimates which may change and require management to exercise judgment. Council's policy to maximise recycling is extending the operational life of these facilities, and significant uncertainty exists in the estimation of the future closure date.

Notes to and forming part of the Financial Statements for the year ended 30 June 2020

Note 1 - Significant accounting policies (continued)

10 Leases

Accounting policy applicable from 1 July 2019

The Council assesses at contract inception whether a contract is, or contains, a lease. That is, if the contract conveys the right to control the use of an identified asset for a period of time in exchange for consideration.

Council as a lessee

The Council recognises lease liabilities to make lease payments and right-of-use assets representing the right to use the underlying assets.

i) Right-of-use assets

The Council recognises right-of-use assets at the commencement date of the lease. Right-of-use assets are measured at cost, less any accumulated depreciation and impairment losses, and adjusted for any remeasurement of lease liabilities. The cost of right-of-use assets includes the amount of lease liabilities recognised, initial direct costs incurred, lease payments made at or before the commencement date less any lease incentives received and the estimate of costs to be incurred to restore the leased asset. Right-of-use assets are depreciated on a straight-line basis over the shorter of the lease term and the estimated useful lives of the assets, as follows:

- Office equipment - 3 to 5 years,
- Land improvements - 4 years.

The right-of-use assets are also subject to impairment. Refer to the accounting policies in section (6) Impairment of non-financial assets.

ii) Lease liabilities

At the commencement date of the lease, the Council recognises lease liabilities measured at the present value of lease payments to be made over the lease term. In calculating the present value of lease payments, the Council uses its incremental borrowing rate or the interest rate implicit in the lease.

11 Goods and Services Tax

In accordance with UIG Abstract 1031 *Accounting for the Goods & Services Tax*

- Receivables and creditors include GST receivable and payable,
- Except in relation to input taxed activities, revenues and operating expenditures exclude GST receivable and payable,
- Non-current assets and capital expenditures include GST net of any recoupment, and
- Amounts included in the Statement of Cash Flows are disclosed on a gross basis.

12 New accounting standards

New and amended standards and interpretations

Adoption of AASB 15 Revenue from Contracts with Customers and AASB 1058 Income of Not-for-Profit Entities

The Council applied AASB 15 and AASB 1058, for the first time from 1 July 2019. AASB 1058 clarifies and simplifies the income recognition requirements that apply to not-for-profit (NFP) entities, in conjunction with AASB 15. These Standards supersede the NFP income recognition requirements previously in AASB 1004 *Contributions* (with the exception of certain matters relating to public sector NFP entities) as well as current revenue recognition guidance including AASB 118 *Revenue*, AASB 111 *Construction Contracts* and the related Interpretations. The timing of income recognition depends on whether such a transaction gives rise to a liability or other performance obligation (a promise to transfer a good or service). Details of the accounting policy adopted for these standards can be found in Note 1 Significant Accounting Policies. The Council has elected to adopt the modified retrospective method on transition to the new standards with an initial application date of 1 July 2019. The cumulative effect of initially applying AASB 15 and AASB 1058 is recognised at the date of initial application as an adjustment to the opening balance of Accumulated Surplus. Therefore, the comparative information was

Notes to and forming part of the Financial Statements for the year ended 30 June 2020

Note 1 - Significant accounting policies (continued)

not restated and continues to be reported under AASB 111, AASB 118, AASB 1004 and related Interpretations.

The Council has determined the impact of the new standards will mainly impact the timing of revenue recognition in relation to special purpose grants. These grants are provided to the Council to construct or acquire an asset to be controlled by the Council. They are accounted for under AASB 1058 and as such, amounts received in relation to these grants are recorded as a liability "Amounts in Advance" and recorded in revenue as the asset is constructed. The impact of adopting the new standards as at 1 July 2019 was an increase to liabilities of nil and a decrease to Accumulated Surplus of nil.

Set out below are the amounts by which each financial statement line item is affected as at and for the year ended 30 June 2020 as a result of the adoption of AASB 15 and AASB 1058.

The first column shows amounts prepared under AASB 15 and AASB 1058 and the second column shows what the amounts would have been had AASB 15 and AASB 1058 not been adopted:

	Amounts prepared under	
	AASB 15/1058 \$'000	Previous AAS \$'000
Grants, subsidies and contributions	4,227	4,234

Adoption of AASB Leases (AASB 16)

The Council applied AASB 16 for the first time from 1 July 2019. AASB 16 supersedes AASB 117 Leases, Interpretation 4 Determining whether an Arrangement contains a Lease and other related Interpretations. The standard sets out the principles for the recognition, measurement, presentation and disclosure of leases and requires lessees to recognise most leases on the balance sheet under a single on-balance sheet model. The Council has lease contracts for various items of plant, equipment, and computers. Before the adoption of AASB 16, the Council classified

each of its leases (as lessee) at the inception date as either a finance lease or an operating lease.

The Council adopted AASB 16 using the modified retrospective method of adoption. Under this method, the standard has been applied retrospectively with the cumulative effect of initially applying the standard recognised as an adjustment to the opening balance of Accumulated Surplus as at 1 July 2019 and comparatives have not been restated.

The Council recognised right-of-use assets and lease liabilities for those leases previously classified as operating leases, except for short-term leases with lease terms that end within 12 months of the date of initial application and leases of low-value assets. The right-of-use assets for all leases were recognised based on the amount equal to the lease liabilities. No adjustments were needed for any previously recognised prepaid or accrued lease expenses as there were none. Lease liabilities were recognised based on the present value of the remaining lease payments, discounted using the incremental borrowing rate at the date of initial application.

The effect of adoption AASB 16 as at 1 July 2019 (increase / (decrease)) is, as follows:

Assets	\$'000
IPP&E (right-of-use asset)	485
IPP&E (cumulative depreciation)	(114)
Total assets	370

Liabilities	\$'000
Interest-bearing loans and borrowings	367
Total liabilities	367

Accumulated Surplus	3
---------------------	---

Notes to and forming part of the Financial Statements for the year ended 30 June 2020

Note 1 - Significant accounting policies (continued)

The lease liabilities as at 1 July 2019 can be reconciled to the operating lease commitments as of 30 June 2019, as follows:

	\$'000
Operating lease commitments as at 30 June 2019	382
Effect of discounting using the weighted average incremental borrowing rate as at 1 July 2019 of 2.5%	(15)
Lease liabilities as at 1 July 2019	367

Council has considered the consequences of COVID-19 and other events and conditions, and it has determined that they do not create a material uncertainty that casts significant doubt upon the Council's ability to continue as a going concern.

13 Impact of COVID-19

The COVID-19 pandemic has impacted the 2019/20 financial statements, which may impact on the comparability of some line items and amounts reported in this financial report.

The financial impacts are a direct result of either Council's response to the pandemic or due to the mandatory shut downs as directed by the Australian Government and the advice from the Australian Government Department of Health and SA Health.

The impacts on the Council's financial performance and financial position are outlined below:

- Decrease in rates revenue of approximately \$176,000 due to the reduction of commercial rates,
- Decrease in users charges of approximately \$41,000 due to the closures of sporting facilities, venues that are hired to the community,
- Costs of \$64,000 related to labour hire program to support people affected by COVID-19, and
- Additional costs of \$343,000 associated with funding for community programs.

Council estimates that the reduction in revenue and increase in expenditure resulted in a decrease of approximately \$624,000 in the 2019/20 net surplus. It is expected that further financial impacts, though not significant to its financial position, will flow into the 2020/21 financial year.

Notes to and forming part of the Financial Statements for the year ended 30 June 2020

Note 2 - Income

	Notes	2020 \$'000	2019 \$'000
RATES REVENUES			
General rates		21,313	20,434
Less: Mandatory rebates		(222)	(211)
Less: Discretionary rebates, remissions & write offs		(158)	(29)
Total general rates		20,933	20,194
Other rates (including service charges)			
Natural Resource Management levy		1,151	1,087
Other charges			
Penalties for late payment		18	79
Legal & other costs recovered		36	72
Total rates revenue		22,138	21,432
STATUTORY CHARGES			
Development Act fees		91	77
Town planning fees		162	126
Health & septic tank inspection fees		-	1
Animal registration fees & fines		182	157
Parking fines / expiation fees		13	16
Other licences, fees & fines		75	49
Total statutory charges		523	426
USER CHARGES			
Cemetery/crematoria fees		820	764
Green waste collection		528	495
Landfill charges		3,044	2,824
Hall & equipment hire		241	346
Sales - general		104	158
Sales - Waste Transfer Station		426	220
Bus ticketing		155	214
Total user charges		5,318	5,021
INVESTMENT INCOME			
Interest on investments			
Local Government Finance Authority		53	84
Banks & other		2	2
Total investment income		55	86
REIMBURSEMENTS			
Reimbursements - private works		33	12
Reimbursements - other		5	7
Total reimbursements		38	19

Notes to and forming part of the Financial Statements for the year ended 30 June 2020

Note 2 - Income (continued)

	Notes	2020 \$'000	2019 \$'000
OTHER INCOME			
Insurance & other recoupments (infrastructure, property, plant & equipment)		99	149
Donations		92	56
Other income - sundry		248	212
Total other income		439	417
GRANTS, SUBSIDIES, CONTRIBUTIONS			
Amounts received for new or upgraded assets		-	105
Other grants, subsidies and contributions			
Untied - Financial Assistance Grant		3,593	3,952
Roads to Recovery		360	171
Library & communications		88	181
Grants, subs, contributions - sundry		186	131
Subtotal - other grants, subsidies and contributions		4,227	4,435
Total grants, subsidies, contributions		4,227	4,540
Sources of grants			
Commonwealth government		365	190
State government		3,681	4,309
Other		181	41
		4,227	4,540
The functions to which these grants relate are shown in Note 11.			
Conditions over grants & contributions			
Grants and contributions which were obtained on the condition that they be expended for specified purposes or in a future period, but which are not yet expended in accordance with those conditions, are as follows:			
Unexpended at the close of the previous reporting period		98	250
Less: expended during the current period from revenues recognised in previous reporting periods			
Rail Trail		(98)	(152)
Subtotal		(98)	(152)
Plus: amounts recognised as revenues in this reporting period but not yet expended in accordance with the conditions			
Unexpended at the close of this reporting period		-	98
Net increase / (decrease) in assets subject to conditions in the current reporting period		(98)	(152)
PHYSICAL RESOURCES RECEIVED FREE OF CHARGE			
Land - free of charge		-	6
Footpaths & kerbing - free of charge		396	34
Roads - free of charge		336	44
Riddoch collection - free of charge		5	75
Total physical resources received free of charge		737	159

Notes to and forming part of the Financial Statements for the year ended 30 June 2020

Note 3 - Expenses

	Notes	2020 \$'000	2019 \$'000
EMPLOYEE COSTS			
Salaries and wages		9,689	9,331
Employee leave expense		1,144	1,103
Superannuation	17	1,106	1,072
Workers' compensation insurance		262	269
Operating employee costs - other		29	25
Total operating employee costs		12,230	11,800
<i>Total number of employees expressed in full time equivalents</i>			
		132	127
MATERIALS, CONTRACTS & OTHER EXPENSES			
Prescribed expenses			
Auditor's remuneration			
Auditing the financial reports		26	26
Bad and doubtful debts		79	11
Elected members' expenses		231	234
Election expenses		9	119
Subtotal - Prescribed expenses		345	390
Other materials, contracts & expenses			
Contractors		3,179	2,377
Repairs & maintenance		1,129	1,162
Contributions / donations		1,370	851
Energy		729	877
Insurance		325	276
Levies paid to government - EPA, ESL & dog levies		1,650	1,292
NRM levy expense		1,142	1,087
Materials		895	981
Training		173	196
Water		137	185
Communication		276	272
Consultants		383	706
Licences and subscriptions		275	605
Sundry expenses		1,255	715
Subtotal - Other materials, contracts & expenses		12,918	11,582
		13,263	11,972

Notes to and forming part of the Financial Statements for the year ended 30 June 2020

Note 3 - Expenses (continued)

	Notes	2020 \$'000	2019 \$'000
DEPRECIATION, AMORTISATION & IMPAIRMENT			
Depreciation			
Depr buildings & other structures		2,353	2,346
Depr waste management		698	902
Infrastructure			
Depr stormwater drainage		103	102
Depr bridges		-	2
Depr footpaths & kerbing		1,111	1,073
Depr roads		1,767	1,700
Depr carparks		259	256
Depr right-of-use assets		143	-
Depr plant & equipment		709	596
Depr office equipment		166	148
Depr other		316	299
Impairment of derecognised assets		327	-
		7,952	7,424
Less: Impairment expense offset to asset revaluation reserve	9	(327)	-
		7,625	7,424
FINANCE COSTS			
Interest on loans		183	161
Unwinding of present value discounts		(13)	42
		170	203

Note 4 - Gain / (loss) on asset disposal

	Notes	2020 \$'000	2019 \$'000
INFRASTRUCTURE, PROPERTY, PLANT & EQUIPMENT			
Assets renewed or directly replaced			
Proceeds from disposal		385	359
Less: Carrying amount of assets sold		(266)	(324)
Gain / (loss) on disposal		119	35
Asset surplus to requirements			
Proceeds from disposal		72	-
Less: Carrying amount of assets sold		(144)	-
Gain / (loss) on disposal		(72)	-
FAIR VALUE ADJUSTMENTS			
Impairment of disposed assets		(519)	(629)
Total fair value adjustments		(519)	(629)
Net gain/(loss) on disposal or revaluation of assets		(472)	(594)

Notes to and forming part of the Financial Statements for the year ended 30 June 2020

Note 5 - Current assets

	Notes	2020 \$'000	2019 \$'000
CASH & CASH EQUIVALENTS			
Cash on hand and at bank		760	515
Deposits at call		3,604	4,788
Short term deposits & bills, etc		42	766
		4,406	6,069
TRADE & OTHER RECEIVABLES			
Rates - general & other		932	742
Interest receivable		1	4
Debtors - general		1,058	1,045
Prepayments		138	112
Loans to community organisations		-	18
Total		2,129	1,921
Less: Allowance for doubtful debts		(95)	(54)
		2,034	1,867
INVENTORIES			
Stores & materials		44	18
Trading stock		11	9
		55	27

Note 6 - Non-current assets

	Notes	2019 \$'000	2018 \$'000
INVENTORIES			
Capital works-in-progress		2,581	789
		2,581	789

Notes to and forming part of the Financial Statements for the year ended 30 June 2020

Note 7 - Infrastructure, property, plant and equipment

	Fair value level	2019 \$'000				2020 \$'000			
		At fair value	At cost	Accumulated depreciation	Carrying amount	At fair value	At cost	Accumulated depreciation	Carrying amount
Land	2	10,063	-	-	10,063	15,601	-	-	15,601
Land	3	41,590	367	-	41,957	37,683	-	-	37,683
Buildings & other structures	2	976	9	(81)	904	2,025	-	-	2,025
Buildings & other structures	3	96,074	2,860	(36,058)	62,876	106,325	-	(49,505)	56,820
Waste Management	3	7,734	2,084	(7,428)	2,390	9,930	-	(8,125)	1,805
Infrastructure									
Stormwater drainage	3	7,185	68	(2,088)	5,165	8,022	-	(2,239)	5,783
Footpaths & kerbing	3	70,653	1,327	(17,581)	54,399	74,206	-	(18,672)	55,534
Roads	3	62,922	1,709	(16,783)	47,848	67,385	-	(18,474)	48,911
Carparks	3	10,230	206	(2,348)	8,088	10,451	-	(2,608)	7,843
Right-of-use assets		-	-	-	-	-	515	(143)	372
Plant & equipment		-	8,154	(2,666)	5,488	-	8,609	(2,569)	6,040
Office equipment		-	1,668	(1,216)	452	-	2,019	(1,398)	621
Riddoch collection	3	3,509	-	-	3,509	3,515	-	-	3,515
Other		-	3,412	(1,799)	1,613	-	3,946	(2,237)	1,709
Total infrastructure, property, plant & equipment		310,936	21,864	(88,048)	244,752	335,143	15,089	(105,970)	244,262
Comparatives		311,536	16,130	(81,859)	245,807	310,936	21,864	(88,048)	244,752

Notes to and forming part of the Financial Statements for the year ended 30 June 2020

Note 7 - Infrastructure, property, plant and equipment (continued)

	2019	Carrying amount movements during year										2020
	\$'000	\$'000										\$'000
	Carrying amount	Additions	Disposals	Depreciation	Impairment	Transfers		Net revaluation	Carrying amount			
	New/ upgrade	Renewals			In	Out						
Land - Level 2	10,063	-	(220)	-	-	6,251	-	(493)	15,601			
Land - Level 3	41,957	-	-	-	-	-	(6,257)	1,983	37,683			
Buildings & other structures - Level 2	904	122	(63)	(673)	-	3,375	-	(1,815)	2,025			
Buildings & other structures - Level 3	62,876	344	-	(1,680)	(1,560)	47	(5,192)	1,600	56,820			
Waste Management Infrastructure	2,390	151	-	(698)	-	-	-	(38)	1,805			
Stormwater drainage	5,165	-	14	(103)	-	707	-	-	5,783			
Footpaths & kerbing	54,399	851	(72)	(1,111)	-	1,023	-	-	55,534			
Roads	47,848	336	(238)	(1,767)	-	-	-	-	48,911			
Carparks	8,088	14	-	(259)	-	-	-	-	7,843			
Right-of-use assets	-	515	-	(143)	-	-	-	-	372			
Plant & equipment	5,488	522	(337)	(709)	-	123	(267)	-	6,040			
Office equipment	452	113	-	(166)	-	45	-	-	621			
Ridloch collection	3,509	6	-	-	-	-	-	-	3,515			
Other	1,613	41	226	(316)	-	453	(308)	-	1,709			
	244,752	3,015	(930)	(7,625)	(1,560)	12,024	(12,024)	1,237	244,262			
Comparatives	245,807	3,241	(953)	(7,424)	-	90	(90)	56	244,752			

Notes to and forming part of the Financial Statements for the year ended 30 June 2020

Note 7 - Infrastructure, property, plant and equipment (continued)

Valuation of Assets

General Valuation Principles

Accounting procedure:

Upon revaluation, the current new replacement cost and accumulated depreciation are re-stated such that the difference represents the fair value of the asset determined in accordance with AASB 13 *Fair Value Measurement*: accumulated depreciation is taken to be the difference between current new replacement cost and fair value. In the case of land, revaluations and additions are recorded per the Valuer General's valuation.

Highest and best use:

For land which Council has an unfettered right to sell, the "highest and best use" recognises the possibility of the demolition or substantial modification of some or all of the existing buildings and structures affixed to the land.

Much of the land under Council's care and control is Crown land or has been declared as community land under the provisions of the *Local Government Act 1999*. Other types of restrictions also exist.

For land subject to these restrictions, the highest and best use is taken to be the "highest and best use" available to Council, with a rebuttable presumption that the current use is the "highest and best use". The reason for the current use of a large proportion of Council's assets being other than the "highest and best use" relates to Council's principal role as the provider of services to the community, rather than the use of those assets for the generation of revenue.

For buildings and other structures on and in the land, including infrastructure, "highest and best use" is determined in accordance with the land on and in which they are situated.

Fair value hierarchy level 2 valuations

Certain land, and the buildings and structures thereon, are shown above as being based on fair value hierarchy level 2 valuation inputs. They are based on prices for similar assets in an active market, with directly or indirectly observable adjustments for specific advantages or disadvantages attaching to the particular asset.

Fair value hierarchy level 3 valuations of land

Valuations of Crown land, community land and land subject to other restrictions on use or disposal, shown above as being based on fair value hierarchy level 3 valuation inputs, are based on prices for similar assets in an active market, but include adjustments for specific advantages or disadvantages attaching to the particular asset that are not directly or indirectly observable in that market, or the number and / or amount of observable adjustments of which are so great that the valuation is more fairly described as being based on level 3 valuation inputs.

Fair value hierarchy level 3 valuations of buildings, infrastructure and other assets

There is no known market for these assets and they are valued at depreciated current replacement cost. This method involves:

- The determination of the cost to construct the asset (or its modern engineering equivalent) using current prices for materials and labour, the quantities of each being estimated based on recent experience of this or similar Councils, or on industry construction guides where these are more appropriate.
- The calculation of the depreciation that would have accumulated since original construction using current estimates of residual value and useful life under the prime cost depreciation method adopted by Council.

This method has significant inherent uncertainties, relying on estimates of quantities of materials and labour, residual values and useful lives, and the possibility of changes in prices for materials and labour, and the potential for development of more efficient construction techniques. Accordingly, formal sensitivity analysis does not provide useful information.

Transfers between fair value hierarchy levels

In the course of revaluing land, buildings and other structures, waste management and infrastructure asset classes, the nature of the inputs applied was reviewed in detail for each asset and where necessary, the asset reassigned to the appropriate fair value hierarchy level. Such transfers take effect as at the date of the revaluation.

Notes to and forming part of the Financial Statements for the year ended 30 June 2020

Note 7 - Infrastructure, property, plant and equipment (continued)

Valuation of Assets (continued)

Capitalisation thresholds used by Council for a representative range of assets are shown below. No capitalisation threshold is applied to the acquisition of land or interests in land or the Riddoch art collection.

Office furniture & equipment	\$1,000
Other plant & equipment	\$5,000
Buildings - new construction/extensions	\$5,000
Park & playground furniture & equipment	\$1,000
Road construction & reconstruction	\$5,000
Paving & footpaths, kerbs & gutters	\$5,000
Stormwater & drainage	\$5,000
Waste management	\$5,000

These thresholds are indicative only and where an asset is material by its nature rather than value, the capitalisation threshold may be a lesser amount.

Estimated useful lives

Useful lives are estimated for each individual asset. In estimating useful lives, regard is given to technical and commercial obsolescence, as well as legal and other limitations on continued use. The range of useful lives for a representative range of assets is shown below, although individual assets may have an estimated total useful life of a greater or lesser amount. The useful life represents Council's expected availability for use and is in line with Council's planned replacement schedules.

Land	indefinite
Building & other structures	
Buildings - structure	60 to 100 years
Buildings - roofing	40 to 50 years
Buildings - services	40 to 60 years
Buildings - fit-out	15 to 25 years
Park shelters & other structures	20 to 30 years
Playground equipment	20 to 30 years
Benches, seats, etc.	10 to 30 years
Waste management	
Landfill assets	capacity in use
Infrastructure	
Sealed roads - seal	12 to 40 years
Sealed roads - pavements	30 to 75 years
Sealed roads - sub pavements	120 to 150 years
Unsealed roads	10 to 20 years
Bridges	50 years
Footpaths	10 to 70 years
Kerbing & channels	40 to 70 years
Stormwater drainage	70 years
Plant & equipment	
Staff vehicles	2 years
Trucks	5 to 25 years
Rollers, loaders, graders & tractors	10 to 25 years
Sundry plant	2 to 15 years
Office equipment	
IT hardware & equipment	3 to 10 years
Software	3 to 7 years
Other assets	
Library books	10 to 15 years
Artworks	indefinite
Right-of-use-assets (refer Note 16)	3 to 5 years

Notes to and forming part of the Financial Statements for the year ended 30 June 2020

Note 7 - Infrastructure, property, plant and equipment (continued)

Land

Council has formed the opinion that it is not possible to reliably measure the fair value of land under roads and therefore does not recognise land under roads. Land acquired for road purposes during the year is initially recognised at cost, but transferred to fair value at the reporting date, effectively writing off the expenditure.

Freehold land and land over which Council has control, but does not have title, is recognised on the cost basis. No capitalisation threshold is applied to the acquisition of land or interests in land.

Land is revalued every second year (lastly in 2020) based on Valuer General's valuations provided to Council.

Buildings and other structures

Buildings and other structures were revalued as at 30 June 2020 by Mitch Ekonomopoulos of AssetVal Pty Ltd. Revaluations occur every four years. All additions are initially recorded at cost, which values are assumed to be a reasonable approximation of the fair values and classified at fair value.

Infrastructure

Infrastructure assets includes stormwater drainage, footpath and kerbing, roads and carpark assets. Infrastructure assets were valued by Council officers at depreciated current replacement cost during the reporting period ended 30 June 2018, based on actual costs incurred during the reporting periods ended 30 June 2018. Revaluation occurs every three years. All additions are initially recorded at cost, which values are assumed to be a reasonable approximation of the fair values and classified at fair value.

Waste management - landfill

Landfill remediation and cell development assets are amortised on a consumption basis over the individual landfill cell's capacity to receive waste. At the time of construction of a cell, Council includes the present value of estimated costs to cap and close the cell into the landfill cell. This estimate is offset by the recognition of a provision. This recognition of the capping costs is amortised in line with the consumption of the landfill cell's capacity used in any one year. Revaluation of the landfill occurs annually.

Plant and equipment and office equipment

These assets are recognised at historical cost and depreciated over its expected useful life.

Riddoch art collection

The Riddoch art collection was revalued as at 30 June 2018 by Simon Storey Art and Cultural Collection Valuers. These assets are not depreciated and are revalued every four years.

Other assets

These assets, including land improvements and library books, are recognised at historical cost. Library books and other lending materials are capitalised in bulk each year and written off when fully depreciated.

Notes to and forming part of the Financial Statements for the year ended 30 June 2020

Note 8 - Liabilities

	Notes	2020 \$'000	2019 \$'000
TRADE & OTHER PAYABLES			
Goods & services		1,846	1,974
Payments received in advance		291	410
Accrued expenses - employee entitlements		558	491
Accrued expenses - other		32	86
Deposits, retentions & bonds		21	55
Other payables		101	1
Total trade & other payables		2,849	3,017
BORROWINGS Current			
Loans current		206	195
Lease liability current	14	352	-
Total borrowings current		558	195
BORROWINGS Non-current			
Loans non-current		2,171	2,377
Lease liability non-current	14	18	-
Total borrowings non-current		2,189	2,377
<i>All interest bearing liabilities are secured over the future revenues of the Council.</i>			
PROVISIONS Current			
Employee entitlements (including oncosts)		2,557	2,338
Total provisions current		2,557	2,338
PROVISIONS Non-current			
Employee entitlements (including oncosts)		191	162
Future reinstatement / restoration, etc.		3,672	3,488
Other provisions non-current		-	-
Total provisions non-current		3,863	3,650

Notes to and forming part of the Financial Statements for the year ended 30 June 2020

Note 9 - Reserves

Asset Revaluation Reserve 2020	Opening \$'000	Net increments (decrements) \$'000	Transfers, impairments \$'000	Closing \$'000
Land	41,311	1,490	-	42,801
Buildings & structures	56,391	(1,848)	(1,233)	53,310
Waste management	2,964	(38)	-	2,926
Infrastructure	69,003	1,633	-	70,636
Plant & equipment	770	-	-	770
Minor plant	34	-	-	34
Other assets	4,985	-	-	4,985
TOTAL	175,458	1,237	(1,233)	175,462
<i>Comparatives 30 June 2019</i>	<i>147,402</i>	<i>56</i>	<i>-</i>	<i>147,458</i>

Other Reserves 2020	Opening \$'000	Transfers to reserve \$'000	Transfers from reserve \$'000	Closing \$'000
Mount Gambier Cemetery	711	-	-	711
Mayor Christmas Appeal	46	11	-	57
Christmas Parade	8	-	(8)	-
Junior Sports Assistance Fund	95	11	-	106
Total	860	22	(8)	874
<i>Comparatives 30 June 2019</i>	<i>847</i>	<i>13</i>	<i>-</i>	<i>860</i>

Purposes of reserves

Asset Revaluation Reserve

The asset revaluation reserve is used to record increments and decrements arising from changes in fair value of non-current assets (less any subsequent impairment losses, where applicable).

Other Reserves

Other reserves are used when reserves are maintained for the purpose of specific Council committees or for committed funds of Council.

Mount Gambier Cemetery

The Mount Gambier cemetery reserve represents funds that have been separated for any development works or projects that may be required at the Carinya Gardens cemetery and crematorium.

Mayor's Community Appeal

The Mayor's Christmas Appeal reserve represents bank funds and payables of the City of Mount Gambier related to the Mayor Christmas Appeal and to be used for that purpose.

Christmas Parade

The Christmas Parade reserve represents bank funds and payables of the City of Mount Gambier related to the Christmas Parade and to be used for that purpose.

Junior Sports Assistance Fund

The Junior Sports Assistance Fund reserve represents bank funds and payables of the City of Mount Gambier related to the Junior Sports Assistance Fund and to be used for that purpose.

Notes to and forming part of the Financial Statements for the year ended 30 June 2020

Note 10 - Reconciliation of Cash Flow Statement

(a) Reconciliation of cash

Cash assets comprise highly liquid investments with short periods to maturity subject to insignificant risk of changes of value. Cash at the end of the reporting period as shown in the Cash Flow Statement is reconciled to the related items in the Statement of Financial Position as follows:

	Notes	2020 \$'000	2019 \$'000
Total cash & equivalent assets	5	4,406	6,069
Balances per Cash Flow Statement		4,406	6,069

(b) Reconciliation of change in Net assets to Cash flows from operating activities

Net surplus / (deficit)		(285)	107
Non-cash items in Income Statement			
Depreciation, amortisation & impairment	3	7,625	7,424
Net increase / (decrease) in unpaid employee benefits		315	137
Premiums & discounts recognised & unwound	3	(13)	42
Non-cash asset acquisitions	2	(737)	(159)
Grants for capital acquisitions treated as Investing Activity	2	-	(105)
Net (gain) / loss on disposals	4	472	594
		7,377	8,040
Add / (less): Changes in net current assets			
Net (increase) / decrease in receivables		(186)	(360)
Net (increase) / decrease in inventories		(28)	(512)
Net increase / (decrease) in trade & other payables		(269)	309
Net increase / (decrease) in other provisions		219	-
Net increase / (decrease) in other reserves		14	13
Net cash provided by (or used in) operations		7,127	7,490

(c) Non-Cash Financing and Investing Activities

Acquisition of assets by means of:			
Physical resources received free of charge	2	737	159

(d) Financing arrangements

Unrestricted access was available at balance date to the following lines of credit:

Bank overdrafts		250	250
Corporate credit cards		30	30
LGFA Cash Advance Debenture facility		10,000	10,000

The bank overdraft facilities may be drawn at any time and may be terminated by the bank without notice.

Notes to and forming part of the Financial Statements for the year ended 30 June 2020

Note 11 - Functions

	Incomes, expenses and assets have been directly attributed to the following functions & activities									
	Income		Expenses		Operating surplus (deficit)		Grants included in income		Total assets held (current & non-current)	
	2020 \$'000	2019 \$'000	2020 \$'000	2019 \$'000	2020 \$'000	2019 \$'000	2020 \$'000	2019 \$'000	2020 \$'000	2019 \$'000
Administration / Support Services	24,718	24,675	6,018	5,936	18,700	18,739	3,395	3,952	21,621	20,097
Community Support	847	857	2,016	2,233	(1,169)	(1,376)	-	3	21,149	22,975
Culture	517	617	4,097	3,681	(3,580)	(3,064)	255	225	27,277	27,243
Economic development	229	310	2,530	2,450	(2,301)	(2,140)	-	17	4,105	4,576
Environment	5,377	4,655	8,328	8,176	(2,951)	(3,521)	127	67	10,957	11,157
Recreation	93	128	4,277	3,664	(4,184)	(3,536)	-	-	56,741	57,754
Regulatory services	520	370	1,285	1,140	(765)	(770)	-	-	19	-
Transport	455	185	3,504	3,270	(3,049)	(3,085)	450	171	103,115	101,930
Engineering / Indirect	(46)	-	1,212	796	(1,258)	(796)	-	-	8,273	7,772
Unclassified activities	28	39	21	53	7	(14)	-	-	81	-
TOTALS	32,738	31,836	33,288	31,399	(550)	437	4,227	4,435	253,338	253,504

Revenues and expenses exclude net gain / (loss) on disposal or revaluation of assets, amounts received specifically for new or upgraded assets and physical resources received free of charge.

The allocation to functions has been reviewed to reflect the Council's Grants Commission reporting rather than Council's historical internal allocation and therefore the 2019 comparisons differ from those reported in 2019.

Notes to and forming part of the Financial Statements for the year ended 30 June 2020

Note 11 - Functions (continued)

Components of functions

The activities relating to Council functions are as follows:

Administration / Support services

Governance, elected members, organisational, support services, accounting / finance, payroll, human resources, information technology, communication, rates administration, records, occupancy, customer service, other support services, revenues, separate and special rates.

Community support

Public order and safety, crime prevention, emergency services, other fire protection, other public order and safety, health services, pest control – health, immunisation, preventive health services, other health services, community support, senior citizens facilities, children and youth services, community assistance, other community support, community amenities, bus shelters, cemeteries / crematoria, public conveniences, car parking – non-fee-paying and other community amenities.

Culture

Library services, other library services, cultural services, cultural venues, heritage, museums and art galleries and other cultural services.

Economic development

Regional development, tourism, visitor information and other economic development.

Environment

Animal/plant boards, waste management, domestic waste, green waste, recycling, transfer station, other waste management, other environment, stormwater and drainage, street cleaning, street lighting, street-scaping, Natural Resource Management levy, and other environment.

Recreation

Parks and gardens, sports facilities – indoor, sports facilities – outdoor, swimming centres – Outdoor, and other recreation.

Regulatory services

Dog and cat control, building control, town planning, clean air/pollution control, litter control, health inspection, parking control, and other regulatory services.

Transport

Footpaths and kerbing, roads – sealed, roads – formed, roads – natural formed, roads – unformed, traffic management and other transport.

Unclassified activities

Finance charges and investment revenue, private works and sundry property maintenance.

Engineering / indirect

Depot management, indirect and general plant cost not included in other functions.

Notes to and forming part of the Financial Statements for the year ended 30 June 2020

Note 12 - Financial instruments

All financial instruments are categorised as *loans and receivables*.

Accounting policies - Recognised financial instruments

Bank, deposits at call, short term deposits

Accounting Policy: Carried at lower of cost and net realisable value; Interest is recognised when earned.

Terms and conditions: Deposits are returning fixed interest rates of 1.95% (2019: between 1.25% and 1.95%). Short term deposits have an average maturity of 1 day and an average interest rates of 0.45% (2019: 1 day, 1.25%).

Carrying amount: approximates fair value due to the short term to maturity.

Receivables - Rates and associated charges (including legals and penalties for late payment)

Accounting policy: Carried at nominal values less any allowance for doubtful debts. An impairment provision for expected credit loss is recognised (and re-assessed annually) when collection in full is no longer probable.

Terms and conditions: Secured over the subject land, arrears attract interest of 6.35% (2019: 6.35%). Although Council is not materially exposed to any individual debtor, credit risk exposure is concentrated within the Council's boundaries in the State.

Carrying amount: approximates fair value (after deduction of any allowance).

Receivables - Fees and other charges

Accounting policy: Carried at nominal values less any allowance for doubtful debts. An impairment provision for expected credit loss is recognised (and re-assessed annually) when collection in full is no longer probable.

Terms and conditions: Unsecured, and do not bear interest. However, certain charges can be secured to a property where legislative criteria is met. Although Council is not materially exposed to any individual debtor, credit risk exposure is concentrated within the Council boundaries and Council properties immediately surrounding Council boundaries.

Carrying amount: approximates fair value (after deduction of any allowance).

Receivables - Other levels of government

Accounting Policy: Carried at nominal value.

Terms and conditions: Amounts due have been calculated in accordance with the terms and conditions of the respective programs following advice of approvals, and do not bear interest. All amounts are due by departments and agencies of state and federal governments.

Carrying amount: Approximates fair value.

Liabilities - Creditors and accruals

Accounting policy: Liabilities are recognised for amounts to be paid in the future for goods and services received, whether or not billed to the Council.

Terms and conditions: Liabilities are normally settled on 30 day terms or in line with the specific terms and conditions of the supplier.

Carrying amount: Approximates fair value.

Liabilities - Interest bearing borrowings

Accounting policy: Carried at fair value. Interest is expensed as it accrues.

Terms and conditions: Secured over future revenues, borrowings are repayable in two repayments per year with fixed terms of 15 years (2019: 15 years); interest is charged at a fixed rate of 5.97% (2019: 5.97%).

Carrying amount: Approximates fair value.

Liabilities - Leases

Accounting policy: Accounted for in accordance with AASB 16 as stated in Note 16.

Notes to and forming part of the Financial Statements for the year ended 30 June 2020

Note 12 - Financial instruments (continued)

Liquidity analysis

	Due < 1 year \$'000	Due > 1 year; ≤ 5 years \$'000	Due > 5 years \$'000	Total contractual cash flows \$'000	Carrying values \$'000
2020					
Financial assets					
Cash & equivalents	4,406	-	-	4,406	4,406
Receivables	1,058	-	-	1,058	1,058
Other financial assets	-	-	-	-	-
Total	5,464	-	-	5,464	5,464
Financial liabilities					
Payables	2,849	-	-	2,849	2,849
Current borrowings	558	-	-	558	558
Non-current borrowings	-	2,171	-	2,171	2,171
Total	3,407	2,171	-	5,578	5,578

2019					
Financial assets					
Cash & equivalents	6,069	-	-	6,069	6,069
Receivables	1,045	-	-	1,045	1,045
Other financial assets	18	-	-	18	18
Total	7,132	-	-	7,132	7,132
Financial liabilities					
Payables	3,017	-	-	3,017	3,017
Current borrowings	195	-	-	195	195
Non-current borrowings	-	2,377	-	2,377	2,377
Total	3,212	2,377	-	5,589	5,589

	30 June 2020		30 June 2019	
	Weighted average interest rate %	Carrying value \$'000	Weighted average interest rate %	Carrying value \$'000
Fixed interest rates	5.97%	2,747	5.97%	2,572
		2,747		2,572

Notes to and forming part of the Financial Statements for the year ended 30 June 2020

Note 12 - Financial instruments (continued)

Net fair value

All carrying values approximate fair value for all recognised financial instruments. There is no recognised market for the financial assets of the Council.

Risk exposures

Credit risk represents the loss that would be recognised if counterparties fail to perform as contracted. The maximum credit risk on financial assets of the Council is the carrying amount, net of any impairment. All Council investments are made with the SA Local Government Finance Authority and are guaranteed by the SA Government. Except as detailed in notes 5 and 6 in relation to individual classes of receivables, exposure is concentrated within the Council's boundaries, and there is no material exposure to any individual debtor.

Market risk is the risk that fair values of financial assets will fluctuate as a result of changes in market prices. All of Council's financial assets

are denominated in Australian dollars and are not traded on any market, and hence neither market risk nor currency risk apply.

Liquidity risk is the risk that Council will encounter difficulty in meeting obligations with financial liabilities. In accordance with the model Treasury Management Policy (LGA Information Paper 15), liabilities have a range of maturity dates. Council also has available a range of bank overdraft and standby borrowing facilities that it can access.

Interest rate risk is the risk that future cash flows will fluctuate because of changes in market interest rates. Council has a balance of both fixed and variable interest rate borrowings and investments. Cash flow fluctuations are managed holistically in seeking to minimise interest costs over the longer term in a risk averse manner.

Note 13 - Capital expenditure commitments

	Notes	2020 \$'000	2019 \$'000
Buildings & other structures		455	591
Infrastructure			
Stormwater drainage		-	6
Footpaths & kerbing		2	31
Roads		8	136
Plant & equipment		440	216
Office equipment		78	-
Other		1	10
		984	990
These expenditures are payable:			
Not later than one year		984	990
Later than one year and not later than 5 years		-	-
Later than 5 years		-	-
		984	990

Notes to and forming part of the Financial Statements for the year ended 30 June 2020

Note 14 - Financial indicators

These financial indicators have been calculated in accordance with Information Paper 9 - Local Government Financial Indicators prepared as part of the LGA Financial Sustainability Program for the Local Government Association of South Australia. Detailed methods of calculation are set out in the SA Model Statements.

	2020	2019	2018
Operating surplus ratio			
<u>Operating surplus</u>	(1.7%)	1.4%	6.0%
Total operating revenue			

This ratio expresses the operating surplus as a percentage of total operating revenue.

Net financial liabilities ratio			
<u>Net financial liabilities</u>	18%	11%	17%
Total operating revenue			

Net financial liabilities are defined as total liabilities less financial assets. These are expressed as a percentage of total operating revenue.

Adjustments to ratios

In recent years the Federal Government has made advance payments prior to 30 June from future year allocations of financial assistance grants, as explained in Note 1. These adjusted ratios correct for the resulting distortion in the key ratios for each year and provide a more accurate basis for comparison.

Adjusted operating surplus ratio	(1.2%)	(0.7%)	5.5%
Adjusted financial liabilities ratio	17%	10%	17%

Asset renewal funding ratio			
<u>Net asset renewals</u>	105%	68%	72%
Asset Management Plan required expenditure			

Net asset renewals expenditure is defined as net capital expenditure on the renewal and replacement of existing assets, and excludes new capital expenditure on the acquisition of additional assets.

Notes to and forming part of the Financial Statements for the year ended 30 June 2020

Note 15 - Uniform presentation of finances

The following is a high level summary of both operating and capital investment activities of the Council prepared on a simplified Uniform Presentation Framework basis.

All Councils in South Australia have agreed to summarise annual budgets and long-term financial plans on the same basis.

The arrangements ensure that all Councils provide a common 'core' of financial information, which enables meaningful comparisons of each Council's finances.

	2020 \$'000	2019 \$'000
Income	32,738	31,836
Expenses	(33,288)	(31,399)
Operating surplus / (deficit)	(550)	437
Net outlays on existing assets		
Capital expenditure on renewal and replacement of existing assets	5,627	5,346
Depreciation, amortisation and impairment	(7,625)	(7,424)
Proceeds from sale of replaced assets	(385)	(359)
	(2,383)	(2,437)
Net outlays on new and upgraded assets		
Capital expenditure on new and upgraded assets <i>(including investment property & real estate developments)</i>	3,813	566
Amounts received specifically for new and upgraded assets	-	(105)
Proceeds from sale of surplus assets <i>(including investment property and real estate developments and non-current assets held for resale)</i>	(457)	359
	3,356	820
Net lending / (borrowing) for financial year	(1,523)	2,054

Notes to and forming part of the Financial Statements for the year ended 30 June 2020

Note 16 - Leases

Council as a lessee

Right-of-use assets

Council entered contracts as a lessee for various IT equipment, the Dimjalla skate park and RFID equipment.

Set out below are the carrying amounts of right-of-use assets recognised within Infrastructure, property, plant and equipment and the movements during the period.

	Office 2020 \$'000	Other 2020 \$'000	Total 2020 \$'000
As 1 July 2019			
Right-of-use assets	337	33	370
Additions of right-of-use assets	146	-	146
Depreciation charge	(133)	(11)	(144)
At 30 June 2020	350	22	372

Set out below are the carrying amounts of lease liabilities (included under interest-bearing loans and borrowings) and the movements during the period:

	2020 \$'000
As 1 July 2019	367
Additions	146
Accretion of interest	13
Payments	(156)
At 30 June 2020	370
Current	(352)
Non-current	(18)

The maturity analysis of lease liabilities is included in note 12.

Council had total cash outflows for leases of \$189,000.

The following are the amounts recognised in profit or loss:

	2020 \$'000
Depreciation expense of right-of-use assets	176
Interest expense on lease liabilities	13
Total amount recognised in profit or loss	189

Council as a lessor

Leases providing revenue to the Council

Council owns various buildings, plant and other facilities that are available for hire or lease (on a non-cancellable basis wherever practicable) in accordance with the published revenue policy. Rentals received from such leases are disclosed as rent and hire of non-investment property in Note 2.

Notes to and forming part of the Financial Statements for the year ended 30 June 2020

Note 17 - Superannuation

The Council makes employer superannuation contributions in respect of its employees to the superannuation scheme selected by the employee. The default Superannuation Fund is Statewide Super (formerly Local Government Superannuation Scheme). There are two types of membership, each of which is funded differently. Permanent and contract employees of the South Australian Local Government sector with Salarylink benefits prior to 24 November 2009 have the option to contribute to the Accumulation section and/or Salarylink. All other employees (including casuals) have all contributions allocated to the Accumulation section.

Accumulation only Members

Accumulation only members receive both employer and employee contributions on a progressive basis. Employer contributions are based on a fixed percentage of ordinary time earnings in accordance with superannuation guarantee legislation (9.50% in 2020 and 2019) and enterprise bargaining agreement (1% in 2020 and 2019). No further liability accrues to the Council as the superannuation benefits accruing to employees are represented by their share of the net assets of the Fund.

Salarylink (Defined Benefit Fund) Members

Salarylink is a defined benefit scheme where the benefit payable is based on a formula determined by the member's contribution rate, number of years and level of contribution and final average salary. Council makes employer contributions to Salarylink as determined by the Fund's Trustee based on advice from the appointed Actuary. The rate is currently 6.3% (6.3% in 2019) of "superannuation" salary.

In addition, Council makes a separate contribution of 3% of ordinary time earnings for Salarylink members to their accumulation account plus an additional 1% per enterprise bargaining agreement. Employees also make member contributions to the Salarylink section of the Fund. As such, assets accumulate in the Salarylink section of the Fund to meet the member's benefits, as defined in the Trust Deed, as they accrue.

The Salarylink section is a multi-employer sponsored plan. As the Salarylink section's assets and liabilities are pooled and are not allocated by each employer, and employees may transfer to another employer within the local government sector and retain membership of the Fund, the Actuary is unable to allocate benefit liabilities, assets and costs between employers. As provided by AASB 119.32(b), Council does not use defined benefit accounting for these contributions.

The most recent actuarial investigation was conducted by the Fund's actuary, Louise Campbell, FIAA, of Willie Towers Watson as at 30 June 2020. The Trustee has determined that the current funding arrangements are adequate for the expected Salarylink liabilities. However, future financial and economic circumstances may require changes to Council's contribution rates at some future time.

Contributions to other superannuation schemes

Council also makes contributions to other superannuation schemes selected by employees under the "choice of fund" legislation. All such schemes are of the accumulation type, where the superannuation benefits accruing to the employee are represented by their share of the net assets of the scheme, and no further liability attaches to the Council.

Notes to and forming part of the Financial Statements for the year ended 30 June 2020

Note 18 - Contingencies & assets & liabilities not recognised in the balance sheet

The following assets and liabilities do not qualify for recognition in the Balance Sheet but knowledge of those items is considered relevant to users of the financial report in making and evaluating decisions about the allocation of scarce resources.

1. Land under roads

As reported elsewhere in these Statements, Council is of the opinion that it is not possible to attribute a value sufficiently reliably for these assets to qualify for recognition, and accordingly land under roads has not been recognised in these reports. Land acquired for road purposes during the year is initially recognised at cost, but transferred to fair value at reporting date, effectively writing off the expenditure.

At reporting date, Council controlled 229 kilometres of road reserves of average width 20 metres.

2. Potential insurance losses

Council is a multi-purpose organisation providing a large range of buildings, parks infrastructure, playgrounds and other facilities accessible to the public. At any time, it is likely that claims will have been made against Council that remain unsettled.

Council insures against all known insurable risks using a range of insurance policies, each of which is subject to a deductible "insurance excess", the amount of which varies according to the class of insurance.

Council has recognised the potential losses arising from claims known at reporting date based on average historical net cost (including insurance excess) of similar types of claims. Other potential claims not reported to Council may have existed at reporting date.

3. Bank guarantees

Council has guaranteed certain loans and other banking facilities advanced to community organisations and sporting bodies, amounting to \$210,000 (2019: \$110,000) at reporting date.

Council does not expect to incur any loss arising from these guarantees.

4. Legal expenses

Council is the relevant planning authority for its area pursuant to the Development Act 1993. Certain persons aggrieved by a planning decision of Council may appeal against the decision to the Environment, Resources and Development Court. It is normal practice as part of these proceedings that parties bear their own legal costs. At the date of these reports, Council has not received notice of any appeals against planning decisions made prior to reporting date. All known costs have been recognised, but the amount of further costs cannot be known until the appeals are determined.

5. Community and Recreation Hub

On 24 August 2020 Council signed a contract with BADGE Constructions for a total of \$57.3 million, which commits Council to \$31.95 million toward the construction of the Community and Recreation Hub, the refurbishment of the existing outdoor pool and additional car parking and landscaping works at Olympic Park.

Prior to this Council signed a grant agreement with the Commonwealth Government that commits Council to capital spend of \$13.8 million on the Community and Recreation Hub. Through this agreement, Council secured funding and will be the recipient of \$15 million from the Federal Government and \$10 million from the State Government towards this build. Additionally, the District Council of Grant has committed a \$350,000 contribution towards the funding for this project.

The construction is intended to be completed in 2022.

Notes to and forming part of the Financial Statements for the year ended 30 June 2020

Note 19 - Related party disclosures

Key management personnel

The key management personnel of the Council include the Mayor, Councillors, CEO and certain prescribed officers under section 112 of the Local Government Act 1999. In all, 14 persons (2019: 23) were paid the following total compensation:

	2020 \$'000	2019 \$'000
Salaries, allowances & other short term benefits	1,122	1,311
Post-employment benefits	93	126
Long term benefits	-	91
Total	1,215	1,528

Parties related to key management personnel

Two key management personnel and/or relatives of key management personnel are members in organisations that received Council support in the year, e.g. through sponsorship of community and sporting groups.

Key management personnel and/or relatives of key management personnel own retail businesses from which various supplies were purchased as required either for cash or on 30 day account. These purchases were made on normal commercial terms on an arms's length basis. No individual purchases from these businesses exceeded \$2,238 during the year.

No key management personnel or close family member (including related parties) lodged a planning application during the year.

Note 20 - Events after the Statement of Financial Position date

COVID-19 has been classified as a global pandemic by the World Health Organisation and has developed rapidly in 2020. Measures taken by the Federal and State governments have affected South Australia's economic activity and Council's operations.

At this stage, the financial impacts on Council's operations have not been significant to its financial position and Council expects that further impacts on Council's operations to flow into the 2020/21 financial year will not be significant to its financial position. We refer to note 1.13 providing details of the financial impacts caused by COVID-19 during the 2019/20 financial year.

Council Certificate of Audit Independence

City of Mount Gambier

Annual Financial Statements for the year ended 30 June 2020

Certification of Auditor Independence

To the best of our knowledge and belief, we confirm that, for the purpose of the audit of the City of Mount Gambier for the year ended 30 June 2020, the Council's Auditor, Galpins Accountants, Auditors & Business Consultants, has maintained its independence in accordance with the requirements of the Local Government Act 1999 and the Local Government (Financial Management) Regulations 2011 made under that Act.

This statement is prepared in accordance with the requirements of Regulation 22(3) Local Government (Financial Management) Regulations 2011.



Andrew Meddle
CHIEF EXECUTIVE OFFICER



Cr Sonya Mezirec
PRESIDING MEMBER
AUDIT COMMITTEE

David Chant CA, FCPA
Simon Smith CA, FCPA
David Sullivan CA, CPA
Jason Seidel CA
Renaë Nicholson CA
Tim Muhlhausler CA
Aaron Coonan CA
Luke Williams CA, CPA
Daniel Moon CA



CHARTERED ACCOUNTANTS™
AUSTRALIA • NEW ZEALAND

Mount Gambier

233 Commercial Street West
PO Box 246, Mount Gambier SA 5290
P: (08) 8725 3068
F: (08) 8724 9553
E: admin@galpins.com.au

Stirling

Unit 4, 3-5 Mount Barker Road
PO Box 727, Stirling SA 5152
P: (08) 8339 1255
F: (08) 8339 1266
E: stirling@galpins.com.au

Norwood

3 Kensington Road, Norwood SA 5067
PO Box 4067, Norwood South SA 5067
P: (08) 8332 3433
F: (08) 8332 3466
E: norwood@galpins.com.au

W: www.galpins.com.au

ABN: 30 630 511 757

Liability limited by a scheme approved
under Professional Standards Legislation

INDEPENDENT AUDITOR'S REPORT

To the members of the City of Mount Gambier

Opinion

We have audited the accompanying financial report of the City of Mount Gambier (the Council), which comprises the statement of financial position as at 30 June 2020, the statement of comprehensive income, statement of changes in equity and cash flow statement for the year then ended, notes comprising a summary of significant accounting policies and other explanatory information, and the Council Certificate of the City of Mount Gambier.

In our opinion, the accompanying financial report presents fairly, in all material aspects, the financial position of the Council as at 30 June 2020, and its financial performance and its cash flows for the year then ended in accordance with the Australian Accounting Standards, Local Government Act 1999 and Local Government (Financial Management) Regulations 2011.

Basis for Opinion

We conducted our audit in accordance with Australian Auditing Standards. Our responsibilities under those standards are further described in the *Auditor's Responsibilities for the Audit of the Financial Report* section of our report. We are independent of the Council in accordance with the ethical requirements of the Accounting Professional and Ethical Standards Board's APES 110: *Code of Ethics for Professional Accountants (including independence standards)* (the Code) that are relevant to our audit of the financial report in Australia. We have also fulfilled our ethical responsibilities in accordance with the Code. We believe that the audit evidence we have obtained is sufficient and appropriate to provide a basis for our opinion.

Council's Responsibility for the Financial Report

Council is responsible for the preparation and fair presentation of the financial report in accordance with Australian Accounting Standards (including the Australian Accounting Interpretations), the Local Government Act 1999 and the Local Government (Financial Management) Regulations 2011 and for such internal control as Council determines is necessary to enable the preparation of the financial report that is free from material misstatement, whether due to fraud or error.

In preparing the financial report, Council is responsible for assessing the Council's ability to continue as a going concern, disclosing, as applicable, matters related to going concern and using the going concern basis of accounting unless Council either intends to liquidate the Council or to cease operations, or has no realistic alternative but to do so. Those charged with governance are responsible for overseeing the Council's financial reporting process.

Auditor's Responsibility for the Audit of the Financial Report

Our objectives are to obtain reasonable assurance about whether the financial report as a whole is free from material misstatement, whether due to fraud or error, and to issue an auditor's report that includes our opinion. Reasonable assurance is a high level of assurance, but is not a guarantee that an audit conducted in accordance with Australian Auditing Standards will always detect a material misstatement when it exists. Misstatements can arise from fraud or error and are considered material if, individually or in the aggregate, they could reasonably be expected to influence the economic decisions of users taken on the basis of this financial report.

As part of an audit of the financial report in accordance with Australian Auditing Standards, we exercise professional judgement and maintain professional scepticism throughout the audit. We also:

- Identify and assess the risks of material misstatement of the financial report, whether due to fraud or error, design and perform audit procedures responsive to those risks, and obtain audit evidence that is sufficient and appropriate to provide a basis for our opinion. The risk of not detecting a material misstatement resulting from fraud is higher than for one resulting from error, as fraud may involve collusion, forgery, intentional omissions, misrepresentations, or the override of internal control.
- Obtain an understanding of internal control relevant to the audit of the financial report in order to design audit procedures that are appropriate in the circumstances, but not for the purpose of expressing an opinion on the effectiveness of the Council's internal control.
- Evaluate the appropriateness of accounting policies used and the reasonableness of accounting estimates and related disclosures made by management.
- Conclude on the appropriateness of Council's use of the going concern basis of accounting and, based on the audit evidence obtained, whether a material uncertainty exists related to events or conditions that may cast significant doubt on the Council's ability to continue as a going concern. If we conclude that a material uncertainty exists, we are required to draw attention in our auditor's report to the related disclosures in the financial report or, if such disclosures are inadequate, to modify our opinion. Our conclusions are based on the audit evidence obtained up to the date of our auditor's report. However, future events or conditions may cause the Council to cease to continue as a going concern.
- Evaluate the overall presentation, structure and content of the financial report, including the disclosures, and whether the financial report represents the underlying transactions and events in a manner that achieves fair presentation.

We communicate with those charged with governance regarding, among other matters, the planned scope and timing of the audit and significant audit findings, including any significant deficiencies in internal control that we identify during our audit.

GALPINS ACCOUNTANTS, AUDITORS & BUSINESS CONSULTANTS



Tim Muhlhausler CA Registered Company Auditor
Partner

27 / 10 / 2020

David Chant CA, FCPA
Simon Smith CA, FCPA
David Sullivan CA, CPA
Jason Seidel CA
Renaë Nicholson CA
Tim Muhlhausler CA
Aaron Coonan CA
Luke Williams CA, CPA
Daniel Moon CA



CHARTERED ACCOUNTANTS™
AUSTRALIA • NEW ZEALAND

Mount Gambier

233 Commercial Street West
PO Box 246, Mount Gambier SA 5290
P: (08) 8725 3068
F: (08) 8724 9553
E: admin@galpins.com.au

Stirling

Unit 4, 3-5 Mount Barker Road
PO Box 727, Stirling SA 5152
P: (08) 8339 1255
F: (08) 8339 1266
E: stirling@galpins.com.au

Norwood

3 Kensington Road, Norwood SA 5067
PO Box 4067, Norwood South SA 5067
P: (08) 8332 3433
F: (08) 8332 3466
E: norwood@galpins.com.au

W: www.galpins.com.au

ABN: 30 630 511 757

Liability limited by a scheme approved
under Professional Standards Legislation

INDEPENDENT AUDITOR'S REPORT

To the Members of the City of Mount Gambier

Independent Assurance report on the Internal Controls of the City of Mount Gambier

Opinion

We have audited the compliance of the City of Mount Gambier (the Council) with the requirements of Section 125 of the *Local Government Act 1999* in relation only to the Internal Controls established by the Council to ensure that financial transactions relating to the receipt, expenditure and investment of money, acquisition and disposal of property and incurring of liabilities for the period 1 July 2019 to 30 June 2020 have been conducted properly and in accordance with law.

In our opinion, the City of Mount Gambier has complied, in all material respects, with *Section 125 of the Local Government Act 1999* in relation to Internal Controls established by the Council in relation to the receipt, expenditure and investment of money, acquisition and disposal of property and incurring of liabilities so as to provide reasonable assurance that the financial transactions of the Council have been conducted properly and in accordance with law for the period 1 July 2019 to 30 June 2020.

Basis for Opinion

We conducted our engagement in accordance with applicable Australian Standards on Assurance Engagement ASAE 3000 *Assurance Engagements Other than Audits or Reviews of Historical Financial Information* and ASAE 3150 *Assurance Engagements on Controls*, issued by the Australian Auditing and Assurance Standards Board, in order to state whether, in all material respects, the Council has complied with Section 125 of the *Local Government Act 1999* in relation only to the internal controls specified above for the period 1 July 2019 to 30 June 2020. ASAE 3000 also requires us to comply with the relevant ethical requirements of the Australian professional accounting bodies.

We believe that the evidence we have obtained is sufficient and appropriate to provide a basis for our opinion.

The Council's Responsibility for Internal controls

The Council is responsible for implementing and maintaining an adequate system of internal controls, in accordance with Section 125 of the *Local Government Act 1999* to ensure that the receipt, expenditure and investment of money, acquisition and disposal of property, and incurring of liabilities have been conducted properly and in accordance with law.

Our Independence and Quality Control

We have complied with the independence and other relevant ethical requirements relating to assurance engagements, and apply Auditing Standard ASQC 1 *Quality Control for Firms that Perform Audits and Reviews of Financial Reports and Other Financial Information, and Other Assurance Engagements* in undertaking this assurance engagement.

Auditor's responsibility

Our responsibility is to express an opinion on the Council's compliance with Section 125 of the Local Government Act 1999 in relation only to the internal controls established by the Council to ensure that financial transactions relating to receipt, expenditure and investment of money, acquisition and disposal of property and incurring of liabilities, based on our procedures. Our engagement has been conducted in accordance with applicable Australian Standards on Assurance Engagements ASAE 3000 *Assurance Engagements Other than Audits or Reviews of Historical Information* and ASAE 3150 *Assurance Engagements on Controls*, issued by the Australian Auditing and Assurance Standards Board, in order to state whether, in all material respects, the Council has complied with Section 125 of the Local Government Act 1999 in relation only to the internal controls specified above for the period 1 July 2019 to 30 June 2020. ASAE 3000 also requires us to comply with the relevant ethical requirements for the Australian professional accounting bodies.

Limitations of Controls

Because of the inherent limitations of any internal control structure it is possible that, even if the controls are suitably designed and operating effectively, the control objectives may not be achieved so that fraud, error, or non-compliance with laws and regulations may occur and not be detected.

An assurance engagement on controls is not designed to detect all instances of controls operating ineffectively as it is not performed continuously throughout the period and the tests performed are on a sample basis. Any projection of the outcome of the evaluation of controls to future periods is subject to the risk that the controls may become inadequate because of changes in conditions, or that the degree of compliance with them may deteriorate.

Limitation of Use

This report has been prepared for the members of the Council in Accordance with Section 129 of the Local Government Act 1999 in relation to the Internal Controls Specified above. We disclaim any assumption of responsibility for any reliance on this report to any persons or users other than the members of the Council, or for any purpose other than which it was prepared

GALPINS ACCOUNTANTS, AUDITORS & BUSINESS CONSULTANTS

Tim Muhlhausler CA, Registered Company Auditor
Partner

27 / 10 / 2020

**City of Mount Gambier
Annual Financial Statements
for the year ended 30 June 2020**

STATEMENT BY AUDITOR

I confirm that, for the audit of the financial statements of City of Mount Gambier for the year ended 30 June 2020, I have maintained my independence in accordance with the requirements of APES 110 – *Code of Ethics for Professional Accountants (including Independence Standards)*, Part 4A, published by the Accounting Professional and Ethical Standards Board, in accordance with the *Local Government Act 1999* and the *Local Government (Financial Management) Regulations 2011* made under that Act.

This statement is prepared in accordance with the requirements of Regulation 22 (5) *Local Government (Financial Management) Regulations 2011*.

GALPINS ACCOUNTANTS, AUDITORS & BUSINESS CONSULTANTS



Tim Muhlhausler CA Registered Company Auditor
Partner

Dated this 27th day of October 2020



City of
Mount Gambier

10 Watson Terrace (PO Box 56)
Mount Gambier SA 5290

Phone 08 8721 2555

Email city@mountgambier.sa.gov.au

www.mountgambier.sa.gov.au

Design/print: juliareader.com.au

Photography: Kinship Productions (cover)

ISSN 1834-0903